

On-line holder for 1 pH / ORP electrode 9400



1. SAFETY INSTRUCTIONS

- Assembly, commissioning and maintenance must be carried out by qualified technicians.
- This device only works under the operating conditions listed in this manual.
- Use adequate personal protection during disassembly or maintenance.

2. APPLICATIONS

- Holder of pH or ORP electrode for on-line measurement.

3. DESCRIPTION

The hot tap on-line insertion holders 9423 and 9424 allow assembly and disassembly of the electrode even on full pipe, for calibration. Note: Assembly or disassembly only when the pipe is not under pressure. Their electrode fitting facilitates the dismantling of the measuring electrode to carry out a calibration.

4. TECHNICAL FEATURES

Reference	Materials	Fitting to pipe	Max. pressure (at 20 °C)	Max. temperature (at 1 bar)
Versions for welding or solvent welding				
9411	PVC	Ø 50; solvent welding	10 bar	50 °C
9412	PPH	Ø 50; fusion welding		90 °C
9413	PVDF			110 °C
9410	AISI 316 L	Ø 41.9; To weld on pipe	16 bar	
Version for mounting with full pipe				
9423	PPH ; Joint FPM	BSP-M 3/4"	5 bar	70 °C
9424	PVDF ; Joint FPM			100 °C

EC Conformity: The instrument meets the legal requirements of the current European Directives.

BAMO INTERNATIONAL

22, Rue de la Voie des Bans · Z.I. de la gare · 95100 ARGENTEUIL
 Tel +33 (0)1 30 25 83 20 Web www.bamo.eu
 Fax +33 (0)1 34 10 16 05 E-mail export@bamo.fr

On-line holder for 1 pH / ORP
 electrode
9400

28-07-2021

M-141.01-EN-AA


pH

141-01 /1


5. COMMISSIONING

(Models 9423 and 9424 to use when pipe is full)

5.1 Mounting positions




- Insert the electrode and screw it in.



- The pH or ORP electrode (with Pg 13.5 thread) can be inserted into the retractable fitting and screwed in by hand.

5.2 Insertion of the electrode: without interrupting the process.



BAMO INTERNATIONAL

22, Rue de la Voie des Bans · Z.I. de la gare · 95100 ARGENTEUIL

Tel +33 (0)1 30 25 83 20 Web www.bamo.eu

Fax +33 (0)1 34 10 16 05 E-mail export@bamo.fr

On-line holder for 1 pH / ORP
electrode
9400

28-07-2021


M-141.01-EN-AA

pH

141-01 /2

6. ELECTRODE REPLACEMENT

1. Short down the pressure in the pipe; Then remove the pin clip
2. Pull the electrode holder up
3. Replace the pin clip to lock the holder in the highest position
4. Unscrew the electrode
5. Remove the electrode
6. Insert a new (or cleaned) electrode
7. Screw in the electrode
8. Remove the pin clip
9. Replace the electrode holder in the lowest position (measuring level)
10. Replace the pin clip to lock the holder in its position.



BAMO INTERNATIONAL

22, Rue de la Voie des Bans · Z.I. de la gare · 95100 ARGENTEUIL

Tel +33 (0)1 30 25 83 20 Web www.bamo.eu

Fax +33 (0)1 34 10 16 05 E-mail export@bamo.fr

On-line holder for 1 pH / ORP
electrode
9400

28-07-2021

M-141.01-EN-AA

pH

141-01 /3