

**DIAGRAMS FOR  
WATER JET PUMP  
SP957**



**Pumping  
Mixing  
Vacuum production**

**BAMO MESURES**

22, Rue de la Voie des Bans - 95 100 ARGENTEUIL - FRANCE

Phone +33 (0)1 30 25 83 20 - E-mail: [info@bamo.fr](mailto:info@bamo.fr)

Fax: +33 (0)1 34 10 16 05 - <http://www.bamo.eu>

**WATER JET PUMP  
SP 957**

**MES**

**957-02**

21/12/2012

957 M1 02 A

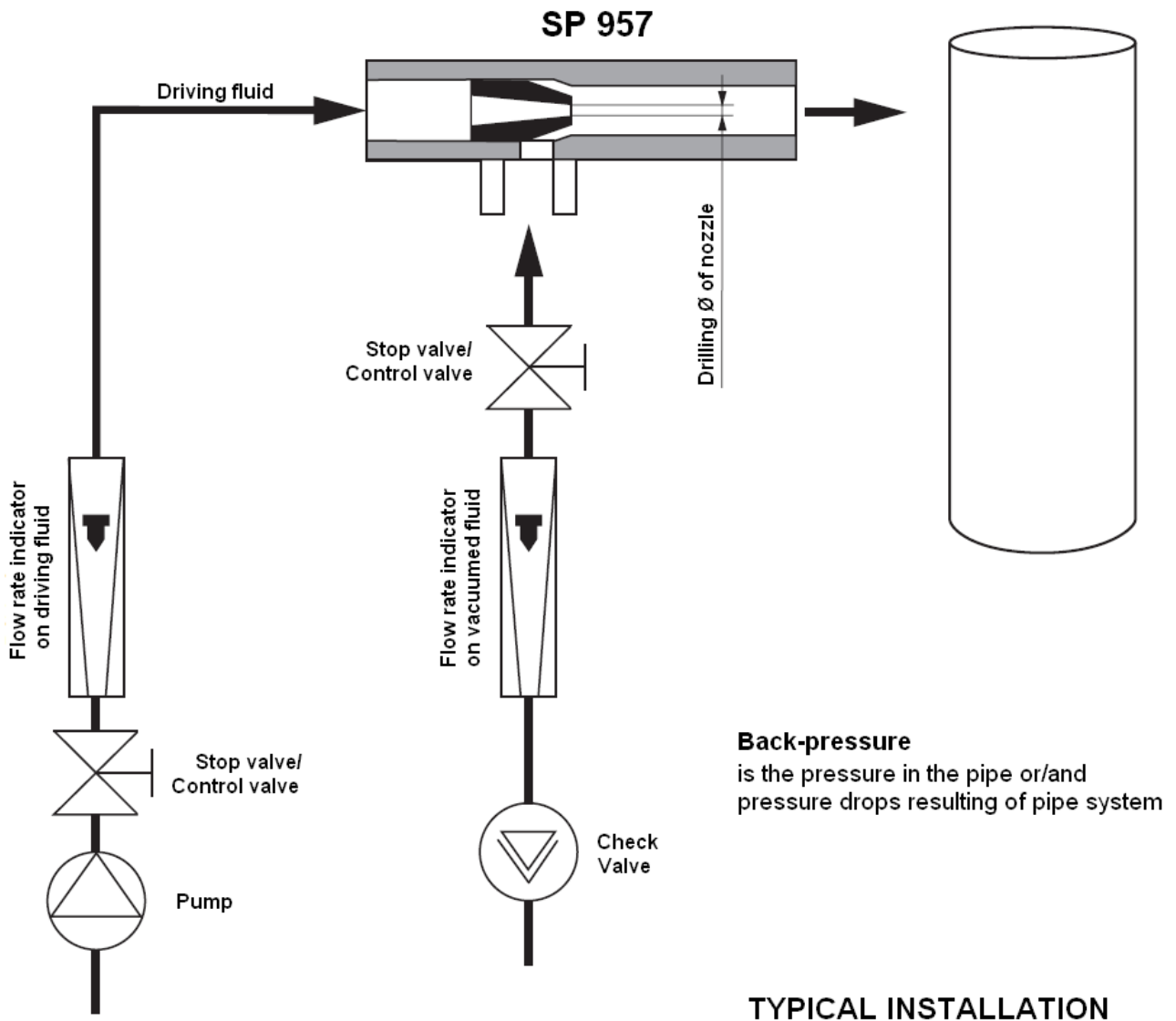
Choice of jet pump is done from diagrams including different process parameters (pressures/bore/flow rate vs. water/water or air/water).  
 Vacuumed flow rate fluctuates a lot with variations of back-pressure.  
 Diagrams are established with vacuum height of 1 m for water. Curves are for a difference of 0.1 bar between driving fluid pressure and back-pressure.

These diagrams are empiric data and we are not responsible of difference in results with application on a process line.

Nozzle is delivered undrilled. Fine adjustment may be done step by step, increasing the bore diameter.

**MOUNTING**

Mounting could be done in any position.



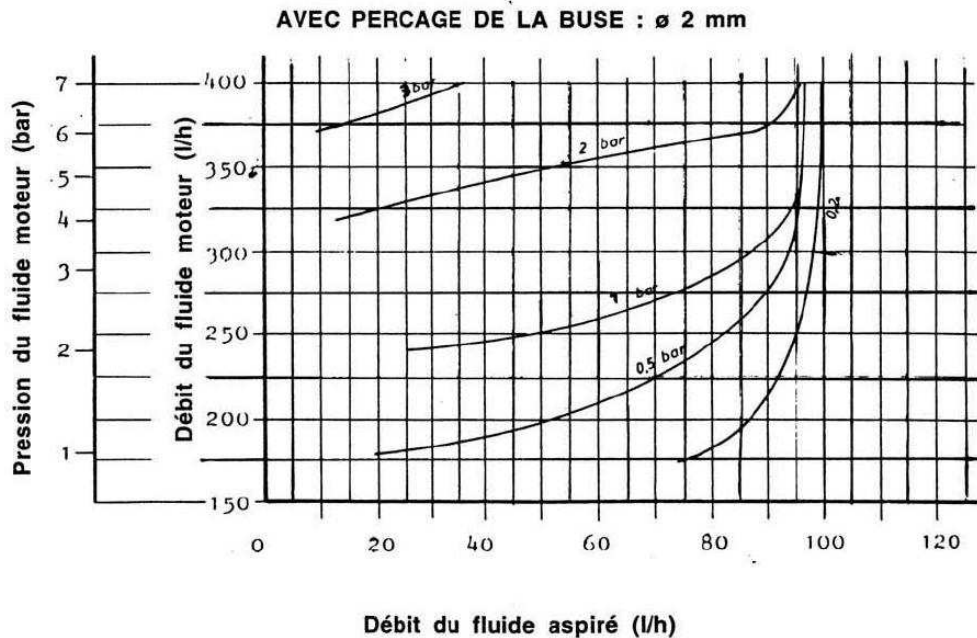
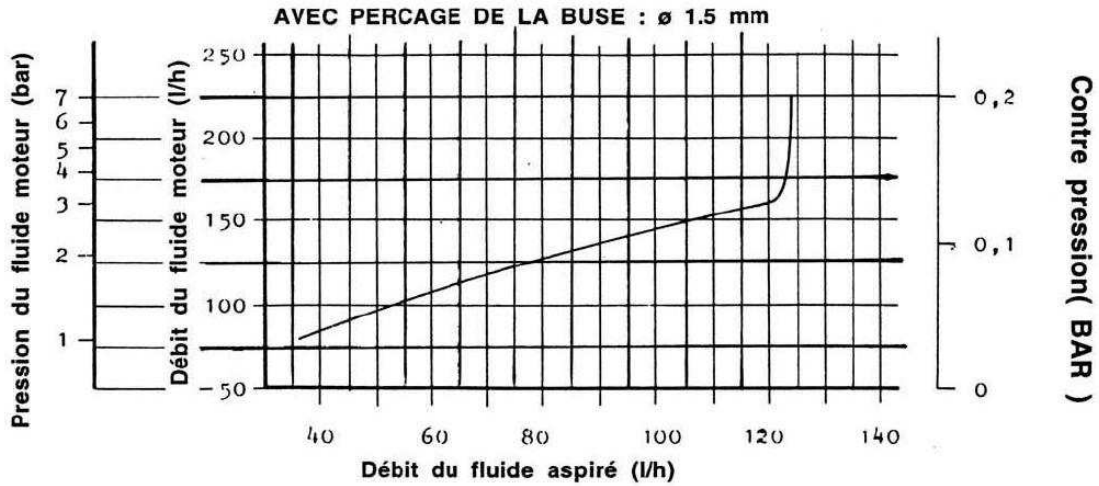
FLUIDE MOTEUR : EAU DRIVING FLUID: WATER  
 AVEC PERCAGE DE LA BUSE :  $\varnothing$  1.5 mm  
 Pression du fluide moteur (bar)  
 Débit du fluide moteur (L/h)  
 Contre pression (bar)  
 Débit du fluide aspire (L/h)

FLUIDE ASPIRE : EAU / AIR VACUUMED FLUID: WATER / AIR  
 WITH NOZZLE DRILLED BORE  $\varnothing$  1.5 mm  
 Driving fluid pressure (bar)  
 Driving fluid flow-rate (L/h)  
 Back pressure (bar)  
 Vacuumed fluid flow rate ( L/h)

# SP 957 DN10

FLUIDE MOTEUR : EAU

FLUIDE ASPIRE : EAU



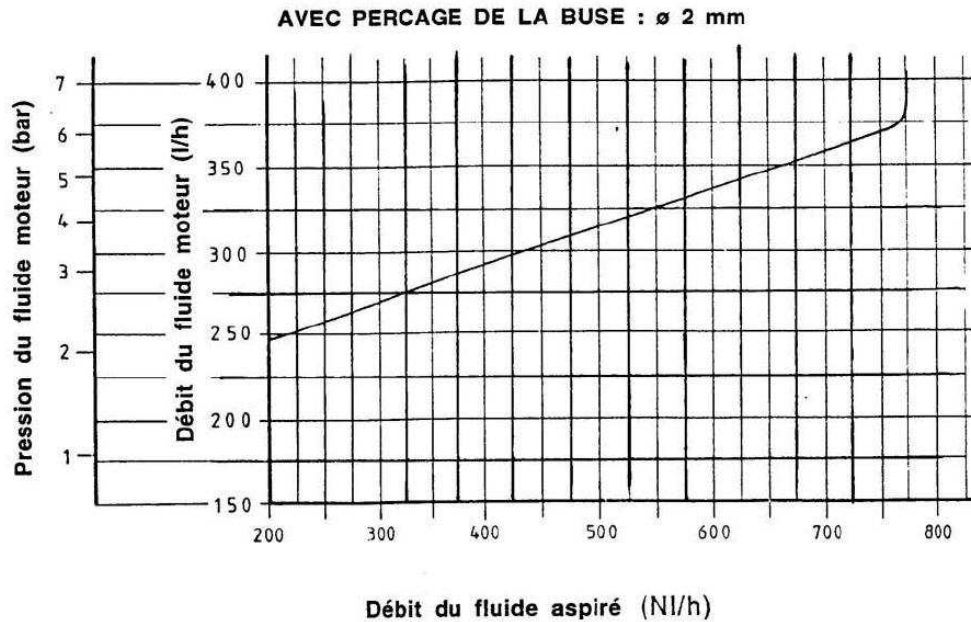
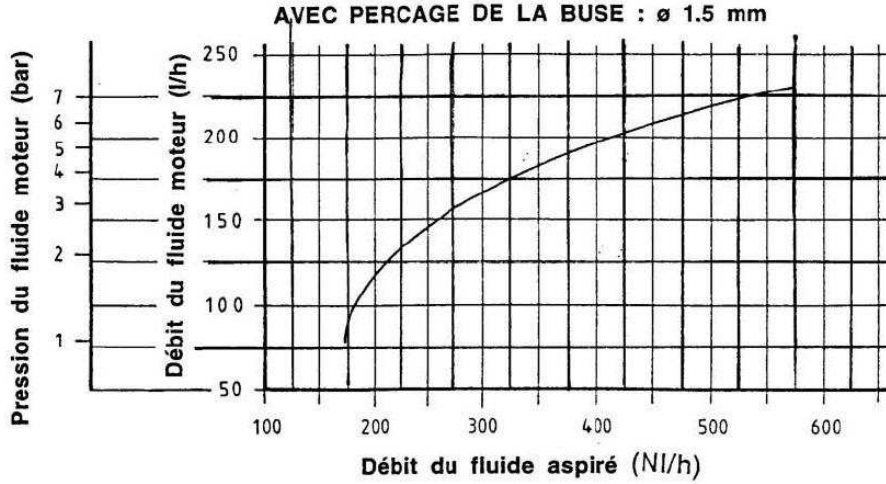
FLUIDE MOTEUR : EAU DRIVING FLUID: WATER  
 AVEC PERCAGE DE LA BUSE :  $\varnothing$  1.5 mm  
 Pression du fluide moteur (bar)  
 Débit du fluide moteur (L/h)  
 Contre pression (bar)  
 Débit du fluide aspire (L/h)

FLUIDE ASPIRE : EAU / AIR VACUUMED FLUID: WATER / AIR  
 WITH NOZZLE DRILLED BORE  $\varnothing$  1.5 mm  
 Driving fluid pressure (bar)  
 Driving fluid flow-rate (L/h)  
 Back pressure (bar)  
 Vacuumed fluid flow rate ( L/h)

# SP 957 DN10

FLUIDE MOTEUR : EAU

FLUIDE ASPIRE : AIR



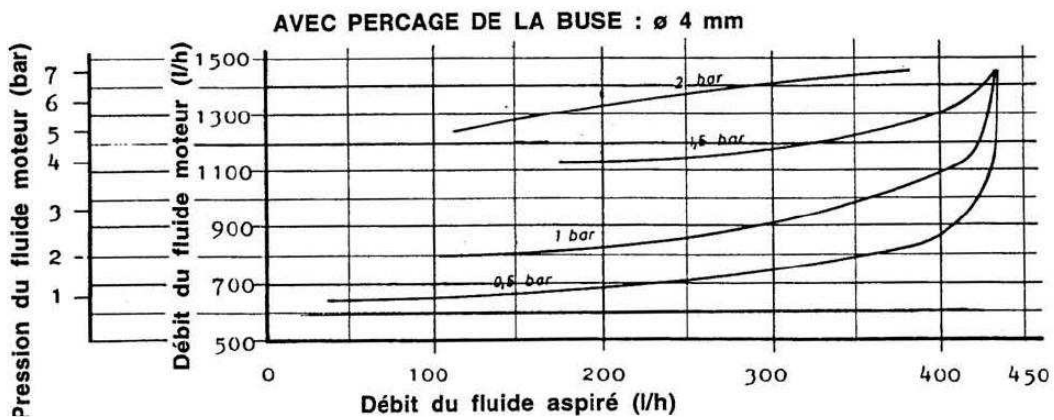
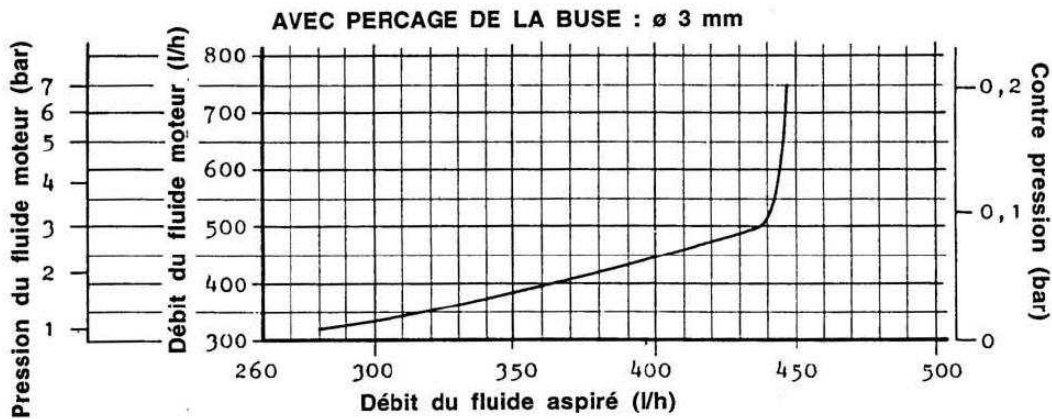
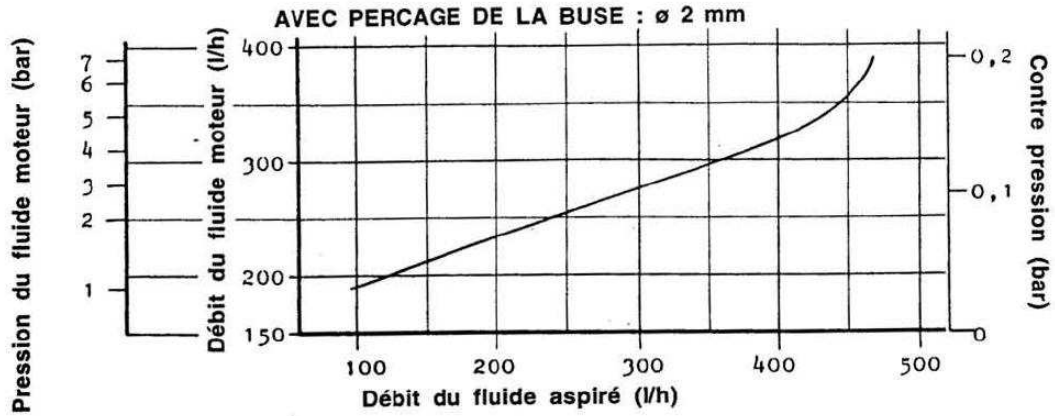
FLUIDE MOTEUR : EAU DRIVING FLUID: WATER  
 AVEC PERCAGE DE LA BUSE :  $\varnothing$  1.5 mm  
 Pression du fluide moteur (bar)  
 Débit du fluide moteur (L/h)  
 Contre pression (bar)  
 Débit du fluide aspire (L/h)

FLUIDE ASPIRE : EAU / AIR VACUUMED FLUID: WATER / AIR  
 WITH NOZZLE DRILLED BORE  $\varnothing$  1.5 mm  
 Driving fluid pressure (bar)  
 Driving fluid flow-rate (L/h)  
 Back pressure (bar)  
 Vacuumed fluid flow rate (L/h)

# SP 957 DN15

FLUIDE MOTEUR : EAU

FLUIDE ASPIRE : EAU



FLUIDE MOTEUR : EAU DRIVING FLUID: WATER  
 AVEC PERCAGE DE LA BUSE : Ø 1.5 mm  
 Pression du fluide moteur (bar)  
 Débit du fluide moteur (L/h)  
 Contre pression (bar)  
 Débit du fluide aspire (L/h)

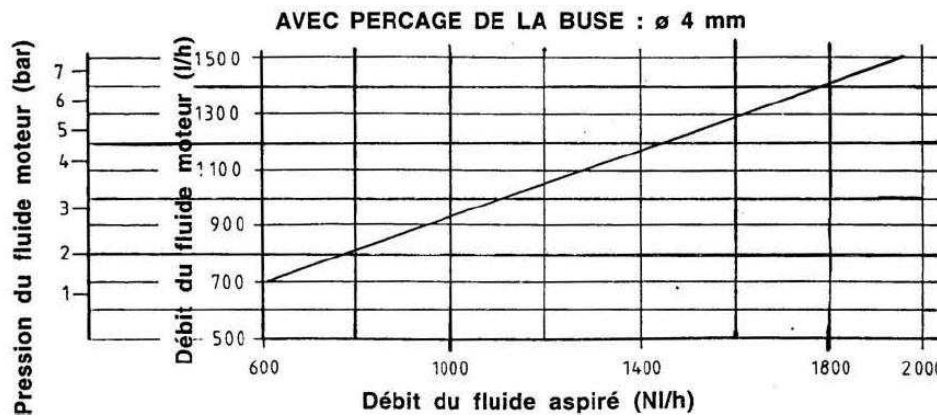
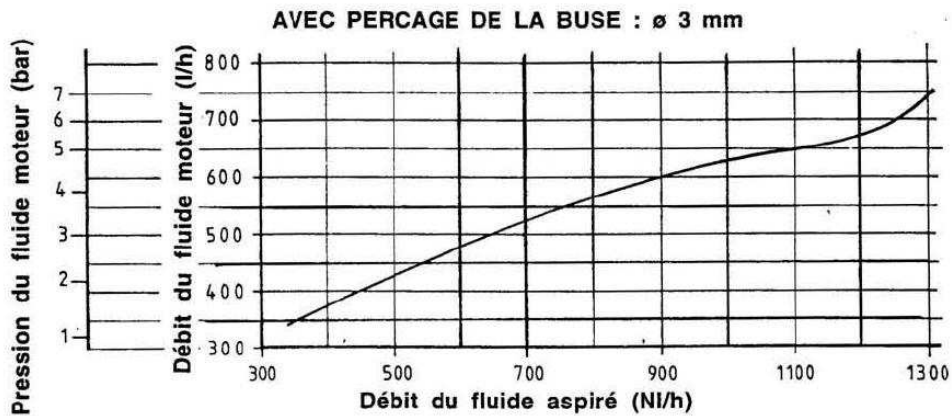
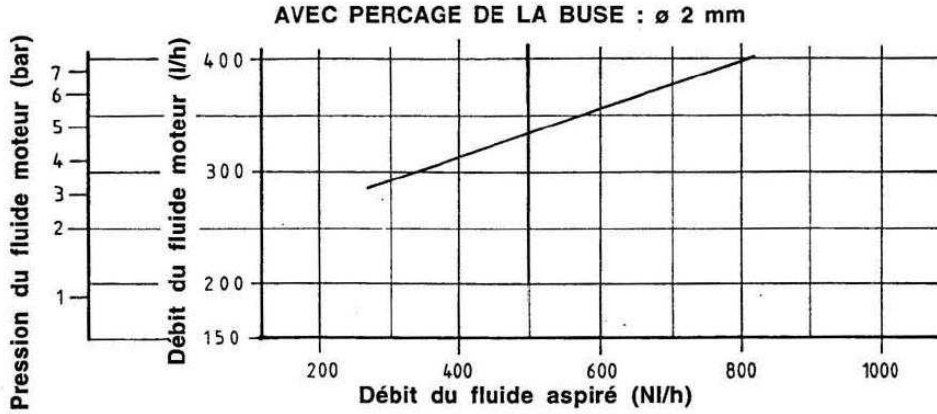
FLUIDE ASPIRE : EAU / AIR  
 WITH NOZZLE DRILLED BORE Ø 1.5 mm  
 Driving fluid pressure (bar)  
 Driving fluid flow-rate (L/h)  
 Back pressure (bar)  
 Vacuumed fluid flow rate ( L/h)

VACUUMED FLUID: WATER / AIR

# SP 957 DN15

FLUIDE MOTEUR : EAU

FLUIDE ASPIRE : AIR



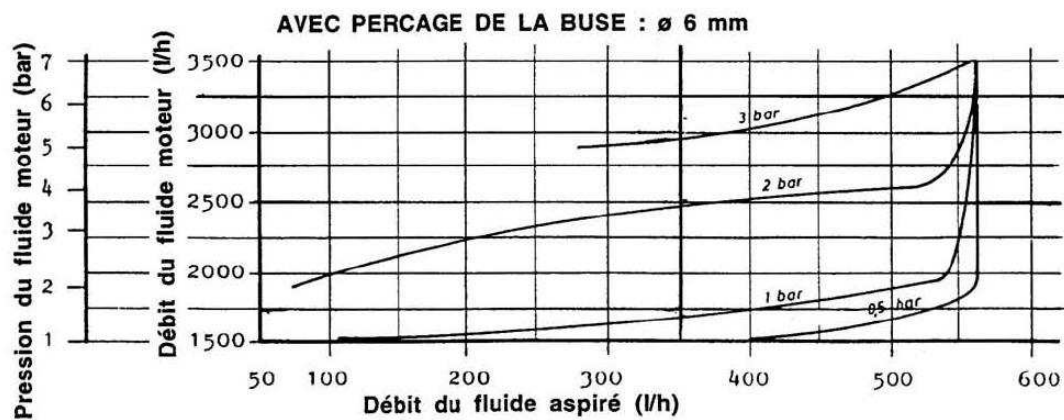
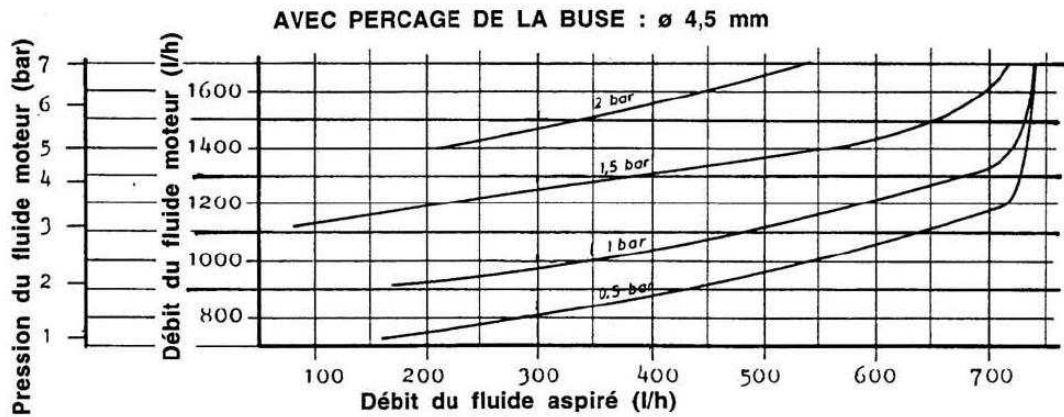
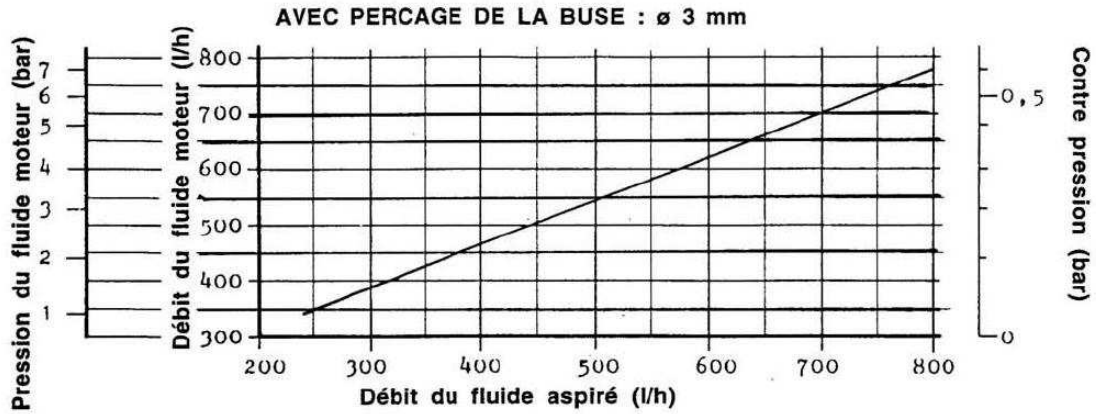
FLUIDE MOTEUR : EAU DRIVING FLUID: WATER  
 AVEC PERCAGE DE LA BUSE : Ø 1.5 mm  
 Pression du fluide moteur (bar)  
 Débit du fluide moteur (L/h)  
 Contre pression (bar)  
 Débit du fluide aspire (L/h)

FLUIDE ASPIRE : EAU / AIR VACUUMED FLUID: WATER / AIR  
 WITH NOZZLE DRILLED BORE Ø 1.5 mm  
 Driving fluid pressure (bar)  
 Driving fluid flow-rate (L/h)  
 Back pressure (bar)  
 Vacuumed fluid flow rate (L/h)

# SP 957 DN20

FLUIDE MOTEUR : EAU

FLUIDE ASPIRE : EAU



FLUIDE MOTEUR : EAU DRIVING FLUID: WATER  
 AVEC PERCAGE DE LA BUSE : Ø 1.5 mm  
 Pression du fluide moteur (bar)  
 Débit du fluide moteur (L/h)  
 Contre pression (bar)  
 Débit du fluide aspire (L/h)

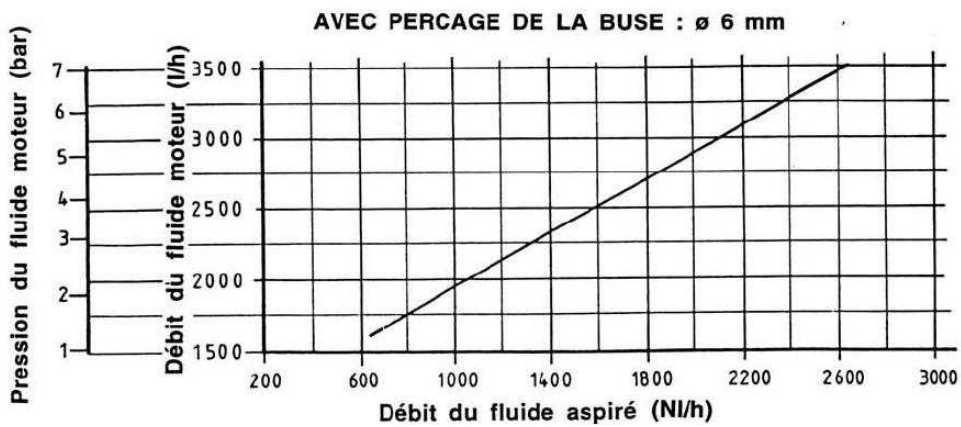
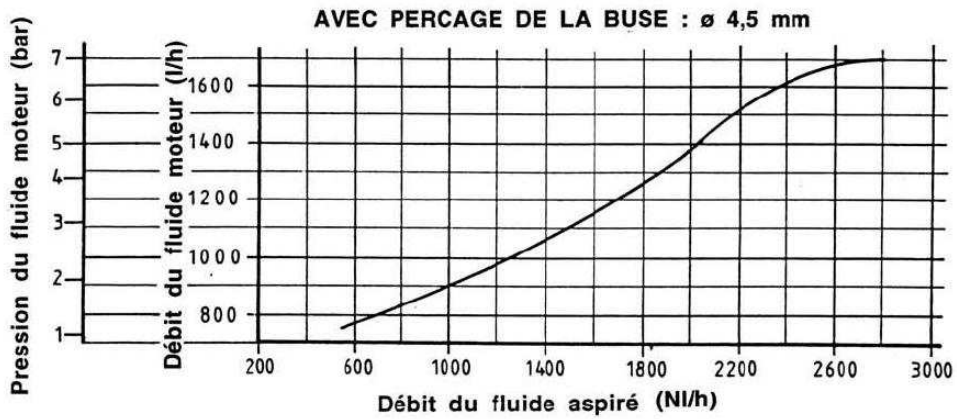
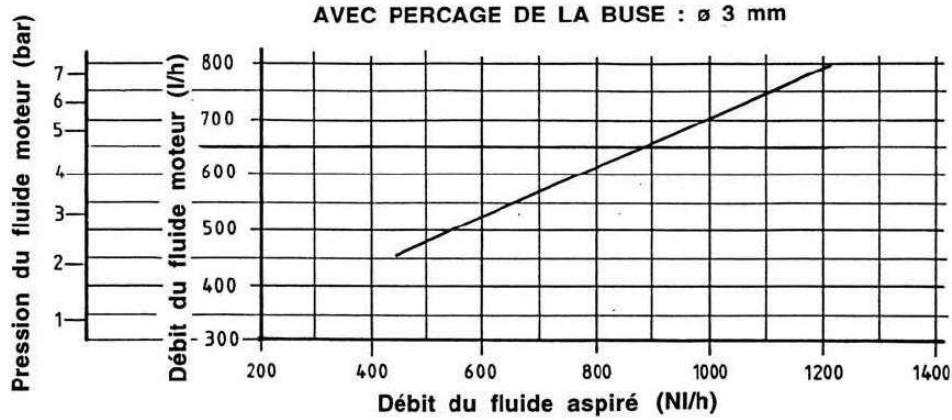
FLUIDE ASPIRE : EAU / AIR  
 WITH NOZZLE DRILLED BORE Ø 1.5 mm  
 Driving fluid pressure (bar)  
 Driving fluid flow-rate (L/h)  
 Back pressure (bar)  
 Vacuumed fluid flow rate (L/h)

VACUUMED FLUID: WATER / AIR

# SP 957 DN20

FLUIDE MOTEUR : EAU

FLUIDE ASPIRE : AIR





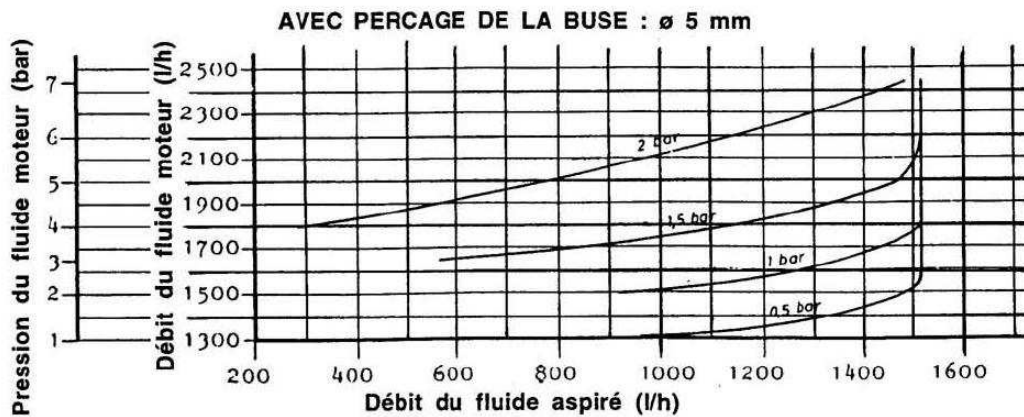
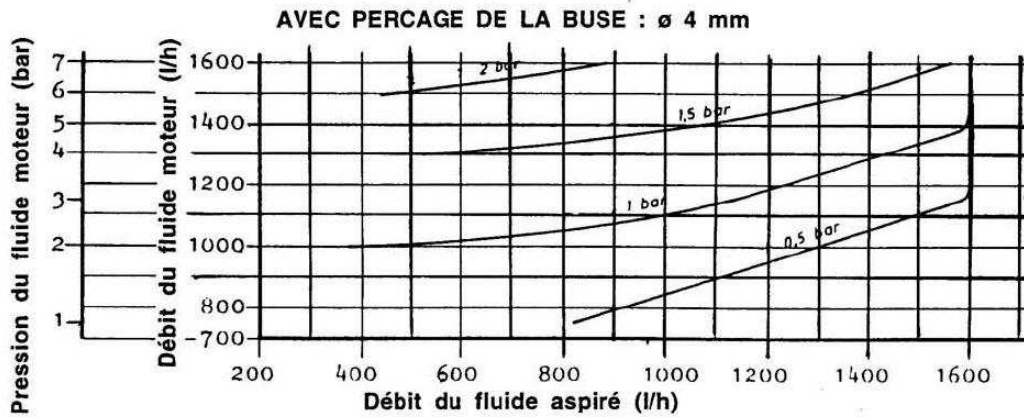
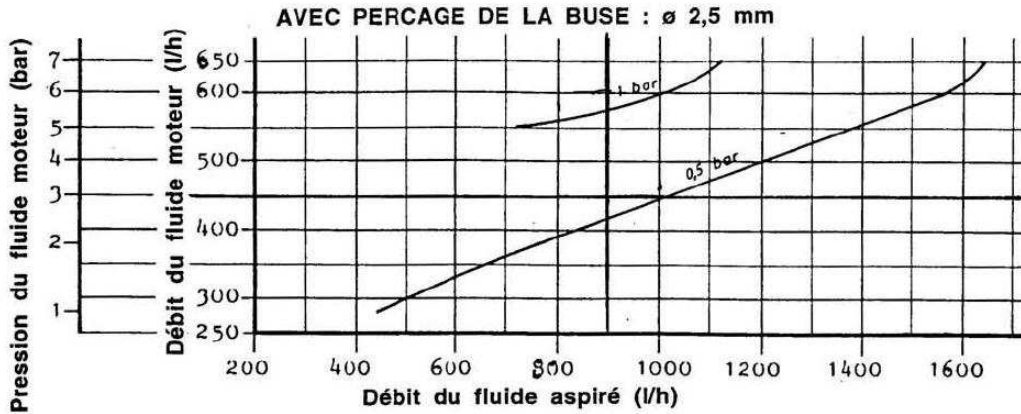
FLUIDE MOTEUR : EAU DRIVING FLUID: WATER  
 AVEC PERCAGE DE LA BUSE : Ø 1.5 mm  
 Pression du fluide moteur (bar)  
 Débit du fluide moteur (L/h)  
 Contre pression (bar)  
 Débit du fluide aspire (L/h)

FLUIDE ASPIRE : EAU / AIR VACUUMED FLUID: WATER / AIR  
 WITH NOZZLE DRILLED BORE Ø 1.5 mm  
 Driving fluid pressure (bar)  
 Driving fluid flow-rate (L/h)  
 Back pressure (bar)  
 Vacuumed fluid flow rate (L/h)

# SP 957 DN25

FLUIDE MOTEUR : EAU

FLUIDE ASPIRE : EAU



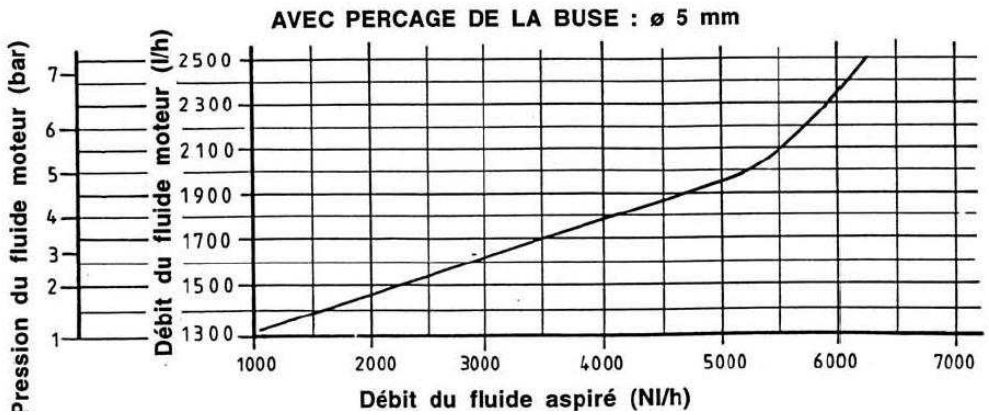
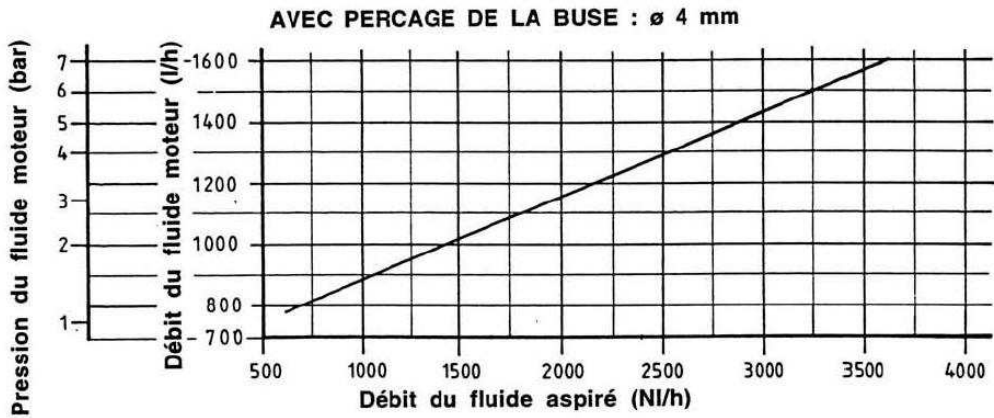
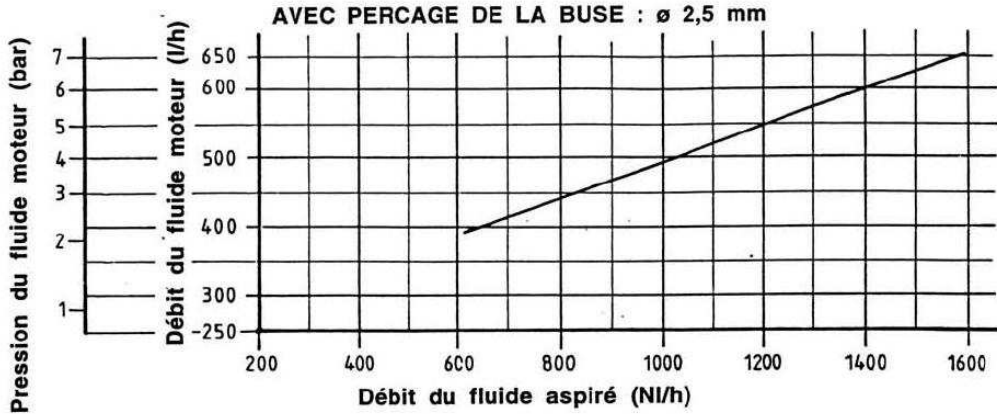
FLUIDE MOTEUR : EAU DRIVING FLUID: WATER  
 AVEC PERCAGE DE LA BUSE : Ø 1.5 mm  
 Pression du fluide moteur (bar)  
 Débit du fluide moteur (L/h)  
 Contre pression (bar)  
 Débit du fluide aspire (L/h)

FLUIDE ASPIRE : EAU / AIR VACUUMED FLUID: WATER / AIR  
 WITH NOZZLE DRILLED BORE Ø 1.5 mm  
 Driving fluid pressure (bar)  
 Driving fluid flow-rate (L/h)  
 Back pressure (bar)  
 Vacuumed fluid flow rate (L/h)

# SP 957 DN25

FLUIDE MOTEUR : EAU

FLUIDE ASPIRE : AIR



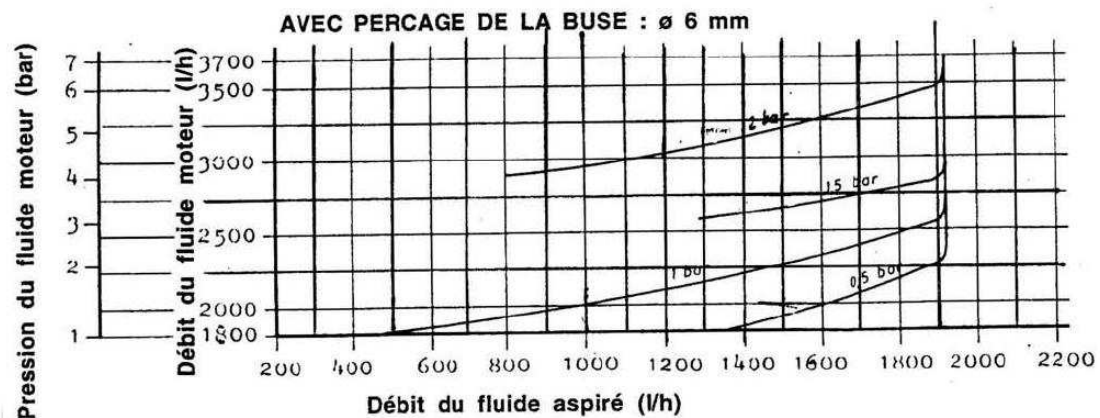
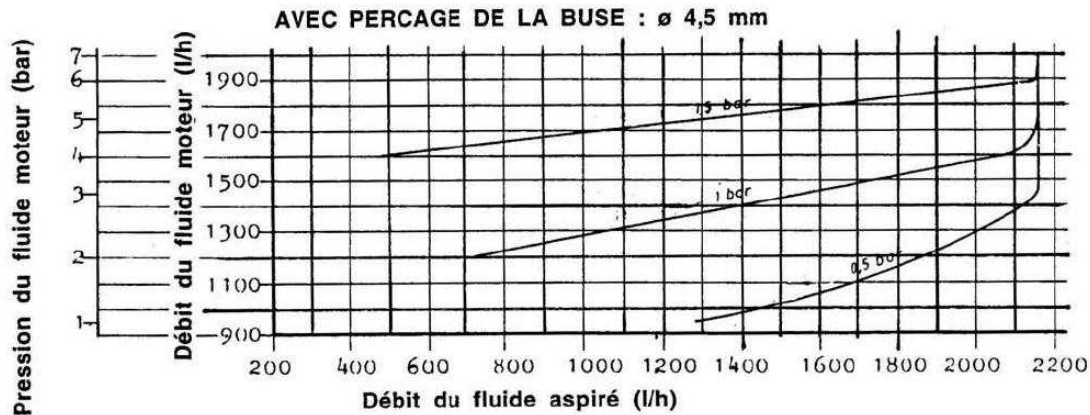
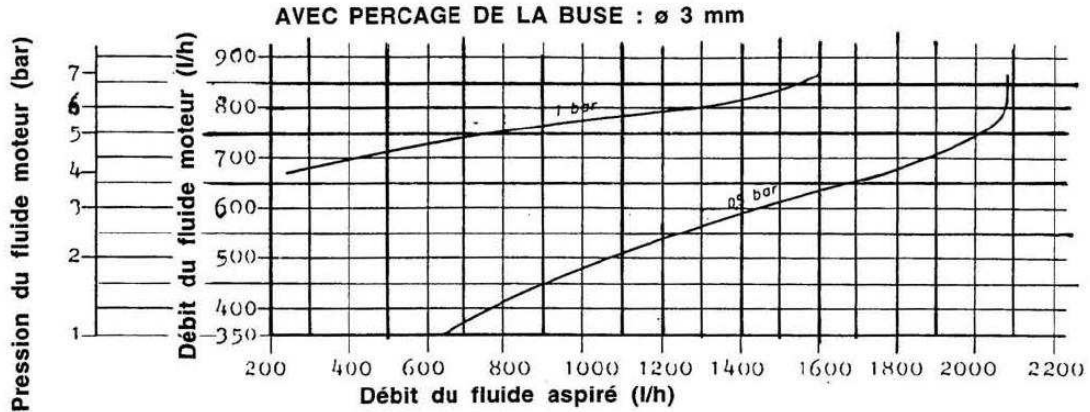
FLUIDE MOTEUR : EAU DRIVING FLUID: WATER  
 AVEC PERCAGE DE LA BUSE : Ø 1.5 mm  
 Pression du fluide moteur (bar)  
 Débit du fluide moteur (L/h)  
 Contre pression (bar)  
 Débit du fluide aspire (L/h)

FLUIDE ASPIRE : EAU / AIR VACUUMED FLUID: WATER / AIR  
 WITH NOZZLE DRILLED BORE Ø 1.5 mm  
 Driving fluid pressure (bar)  
 Driving fluid flow-rate (L/h)  
 Back pressure (bar)  
 Vacuumed fluid flow rate (L/h)

# SP 957 DN32

FLUIDE MOTEUR : EAU

FLUIDE ASPIRE : EAU



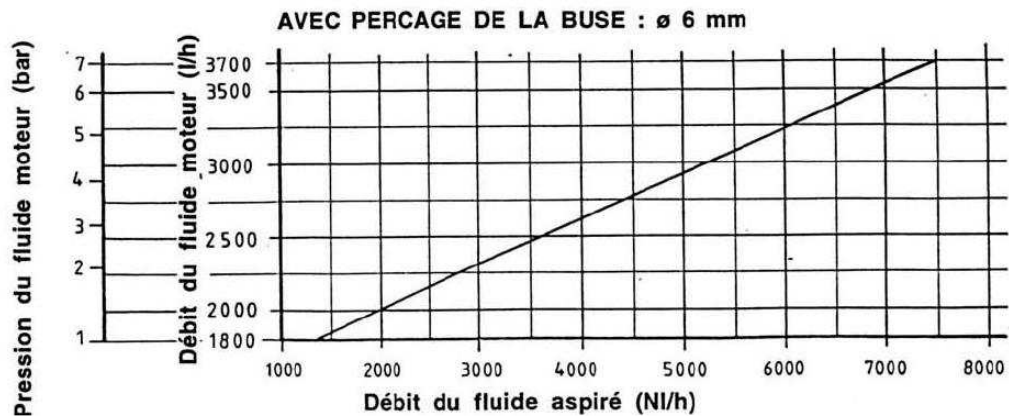
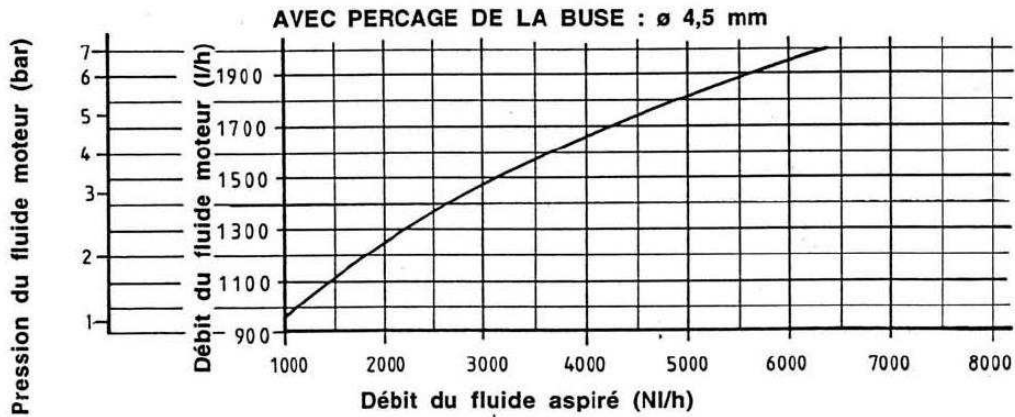
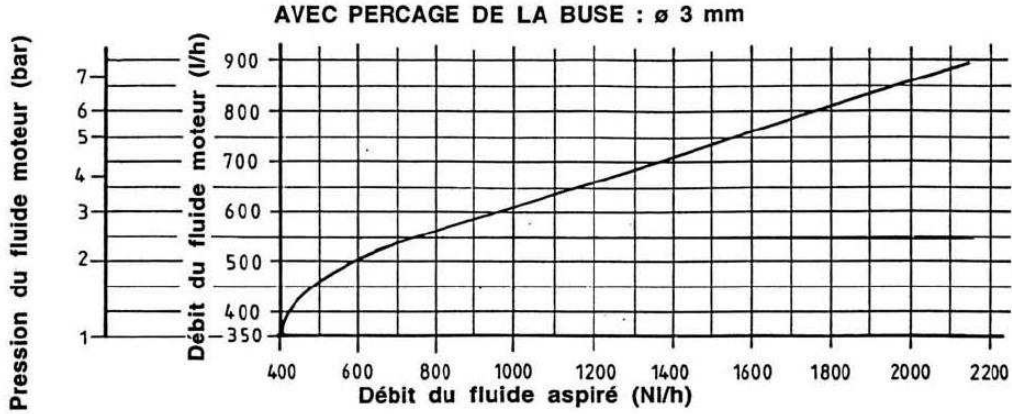
FLUIDE MOTEUR : EAU DRIVING FLUID: WATER  
 AVEC PERCAGE DE LA BUSE : Ø 1.5 mm  
 Pression du fluide moteur (bar)  
 Débit du fluide moteur (L/h)  
 Contre pression (bar)  
 Débit du fluide aspire (L/h)

FLUIDE ASPIRE : EAU / AIR VACUUMED FLUID: WATER / AIR  
 WITH NOZZLE DRILLED BORE Ø 1.5 mm  
 Driving fluid pressure (bar)  
 Driving fluid flow-rate (L/h)  
 Back pressure (bar)  
 Vacuumed fluid flow rate (L/h)

# SP 957 DN32

FLUIDE MOTEUR : EAU

FLUIDE ASPIRE : AIR



FLUIDE MOTEUR : EAU DRIVING FLUID: WATER  
 AVEC PERCAGE DE LA BUSE : Ø 1.5 mm  
 Pression du fluide moteur (bar)  
 Débit du fluide moteur (L/h)  
 Contre pression (bar)  
 Débit du fluide aspire (L/h)

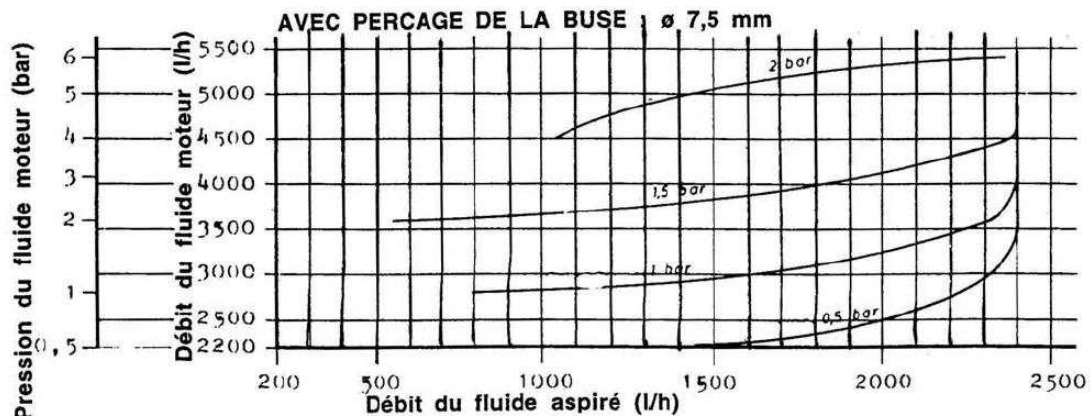
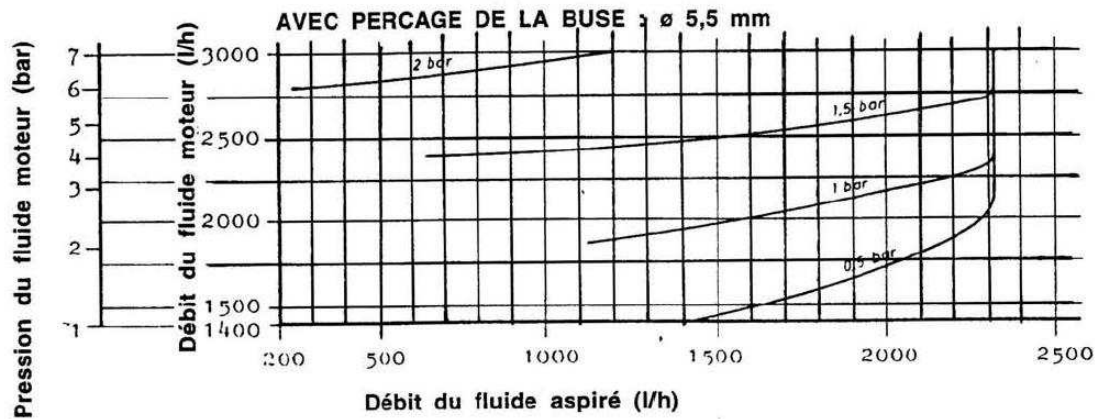
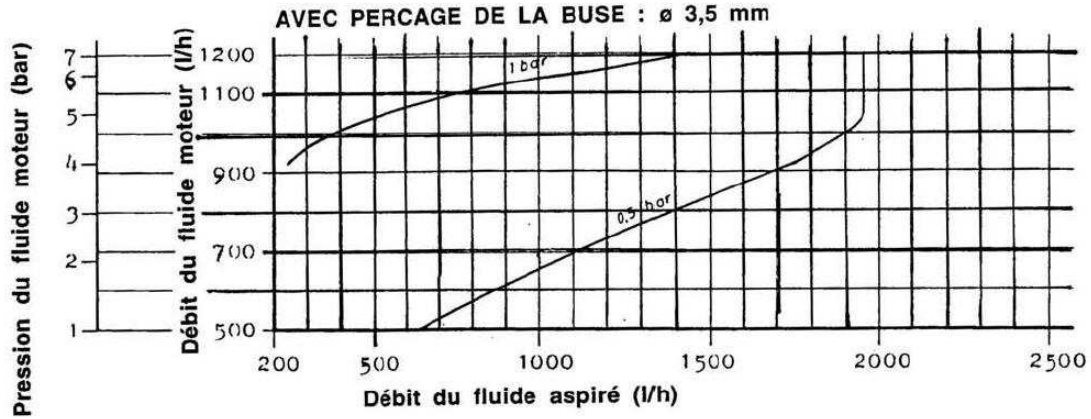
FLUIDE ASPIRE : EAU / AIR VACUUMED FLUID: WATER / AIR  
 WITH NOZZLE DRILLED BORE Ø 1.5 mm  
 Driving fluid pressure (bar)  
 Driving fluid flow-rate (L/h)  
 Back pressure (bar)  
 Vacuumed fluid flow rate (L/h)

VACUUMED FLUID: WATER / AIR

# SP 957 DN40

FLUIDE MOTEUR : EAU

FLUIDE ASPIRE : EAU



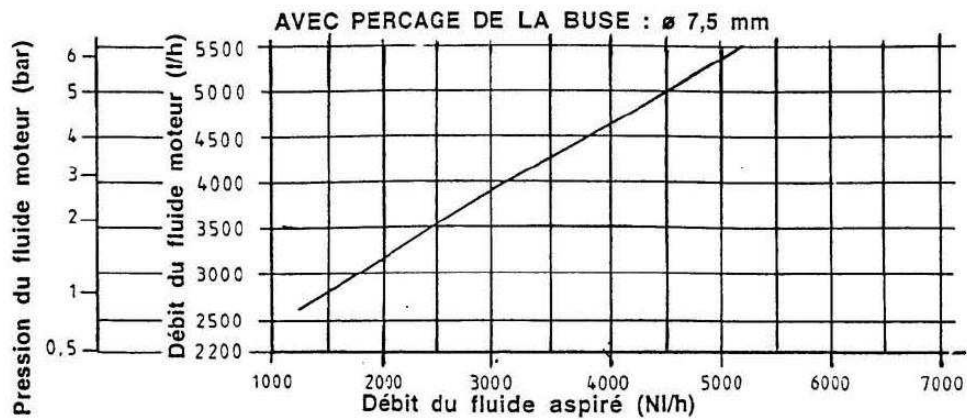
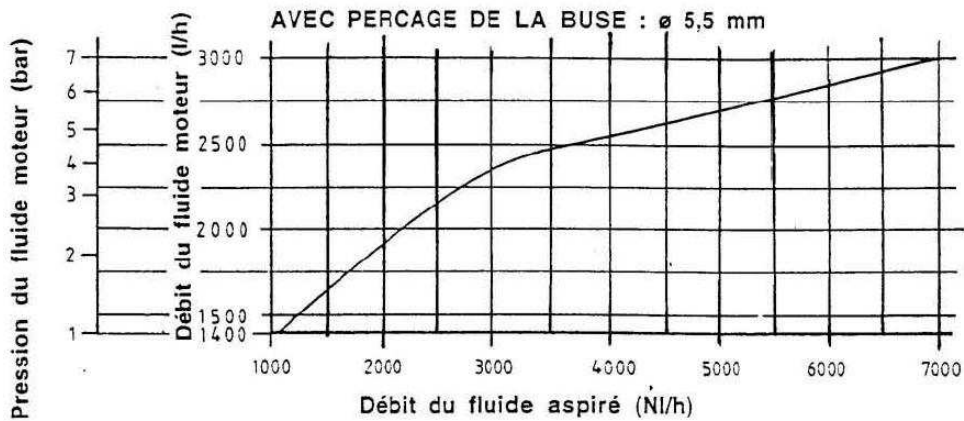
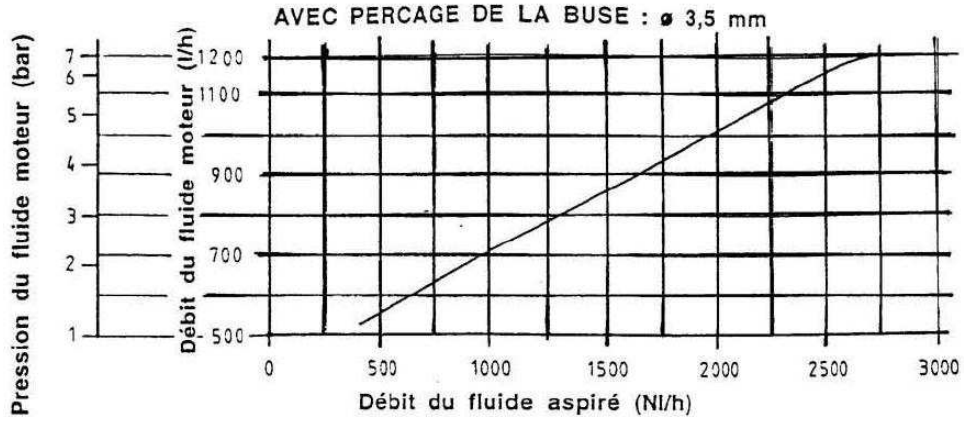
FLUIDE MOTEUR : EAU DRIVING FLUID: WATER  
 AVEC PERCAGE DE LA BUSE : Ø 1.5 mm  
 Pression du fluide moteur (bar)  
 Débit du fluide moteur (L/h)  
 Contre pression (bar)  
 Débit du fluide aspire (L/h)

FLUIDE ASPIRE : EAU / AIR VACUUMED FLUID: WATER / AIR  
 WITH NOZZLE DRILLED BORE Ø 1.5 mm  
 Driving fluid pressure (bar)  
 Driving fluid flow-rate (L/h)  
 Back pressure (bar)  
 Vacuumed fluid flow rate (L/h)

# SP 957 DN40

FLUIDE MOTEUR : EAU

FLUIDE ASPIRE : AIR



FLUIDE MOTEUR : EAU DRIVING FLUID: WATER  
 AVEC PERCAGE DE LA BUSE : Ø 1.5 mm  
 Pression du fluide moteur (bar)  
 Débit du fluide moteur (L/h)  
 Contre pression (bar)  
 Débit du fluide aspire (L/h)

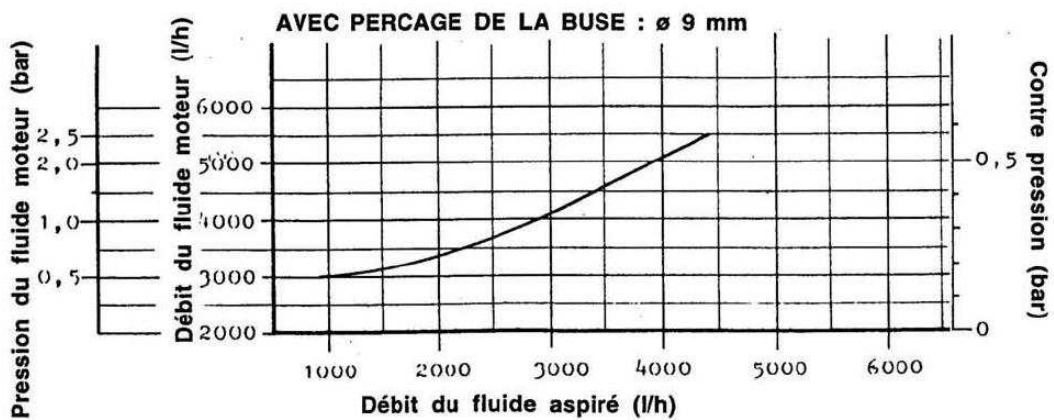
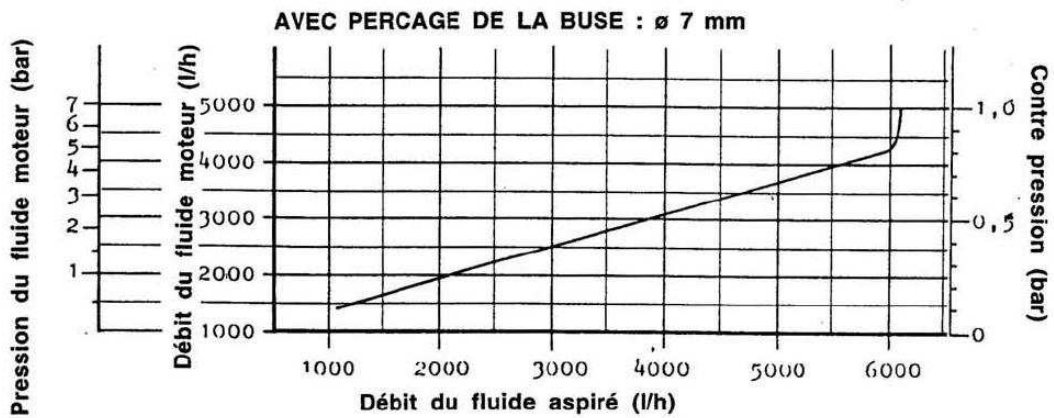
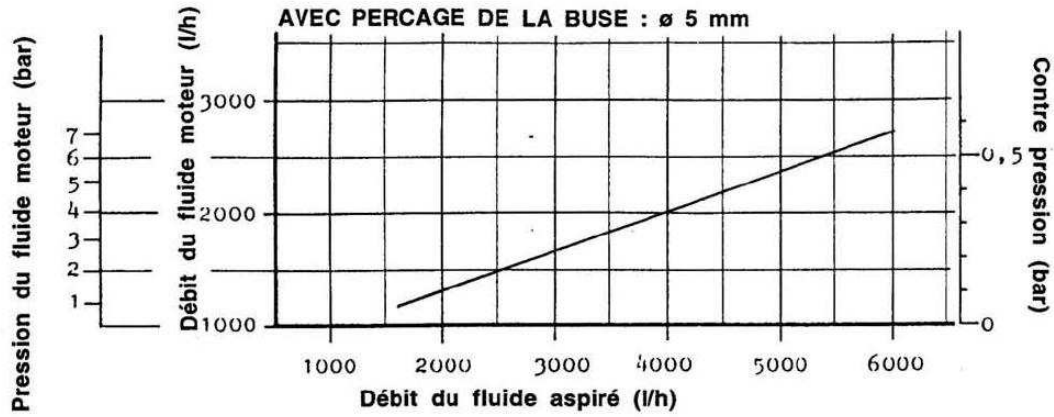
FLUIDE ASPIRE : EAU / AIR  
 WITH NOZZLE DRILLED BORE Ø 1.5 mm  
 Driving fluid pressure (bar)  
 Driving fluid flow-rate (L/h)  
 Back pressure (bar)  
 Vacuumed fluid flow rate ( L/h)

VACUUMED FLUID: WATER / AIR

# SP 957 DN50

FLUIDE MOTEUR : EAU

FLUIDE ASPIRE : EAU



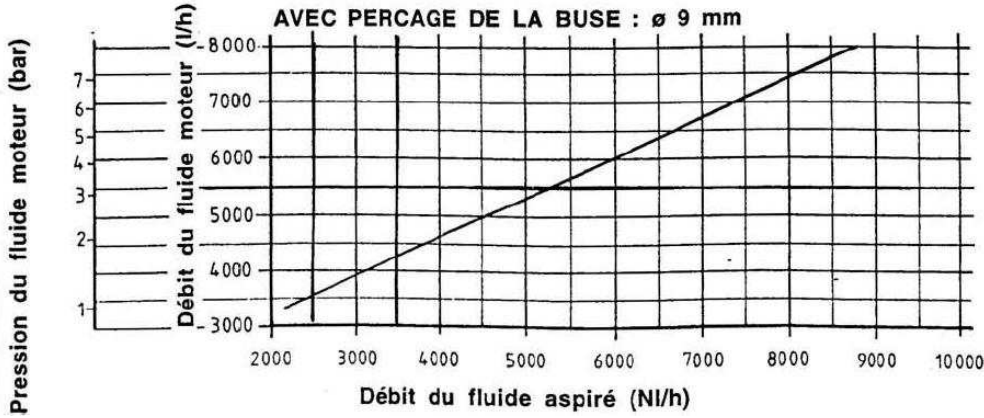
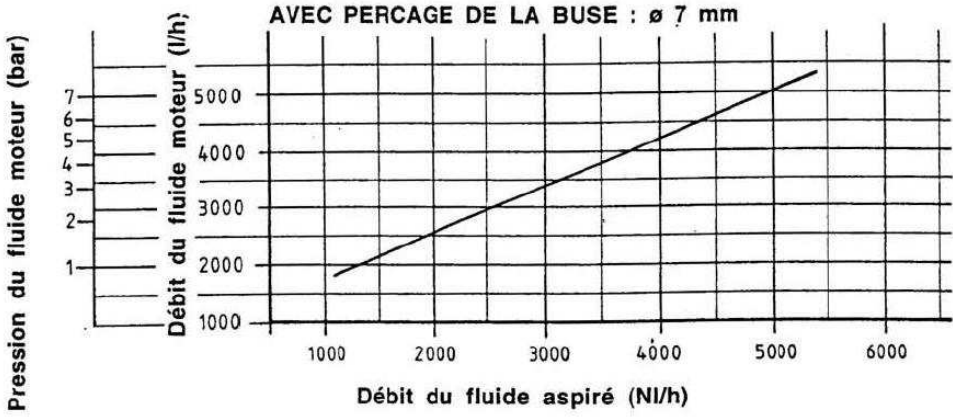
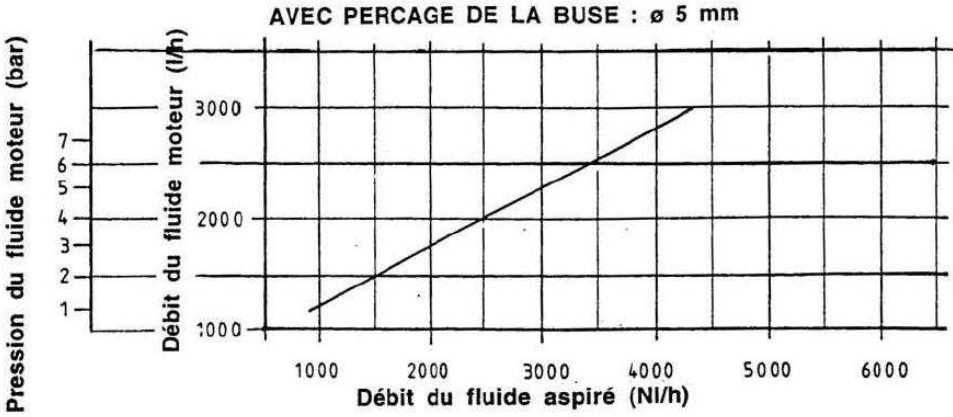
FLUIDE MOTEUR : EAU DRIVING FLUID: WATER  
 AVEC PERCAGE DE LA BUSE : Ø 1.5 mm  
 Pression du fluide moteur (bar)  
 Débit du fluide moteur (L/h)  
 Contre pression (bar)  
 Débit du fluide aspire (L/h)

FLUIDE ASPIRE : EAU / AIR VACUUMED FLUID: WATER / AIR  
 WITH NOZZLE DRILLED BORE Ø 1.5 mm  
 Driving fluid pressure (bar)  
 Driving fluid flow-rate (L/h)  
 Back pressure (bar)  
 Vacuumed fluid flow rate (L/h)

# SP 957 DN50

FLUIDE MOTEUR : EAU

FLUIDE ASPIRE : AIR





FLUIDE MOTEUR : EAU DRIVING FLUID: WATER  
 AVEC PERCAGE DE LA BUSE : Ø 1.5 mm  
 Pression du fluide moteur (bar)  
 Débit du fluide moteur (L/h)  
 Contre pression (bar)  
 Débit du fluide aspire (L/h)

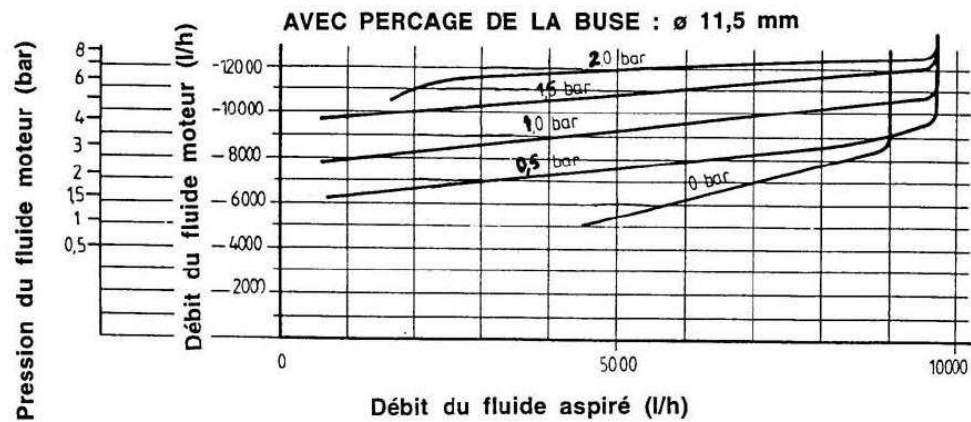
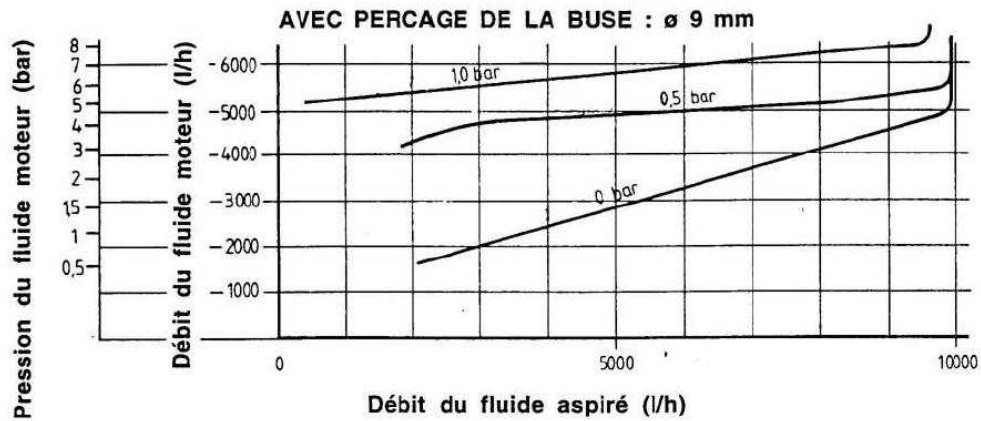
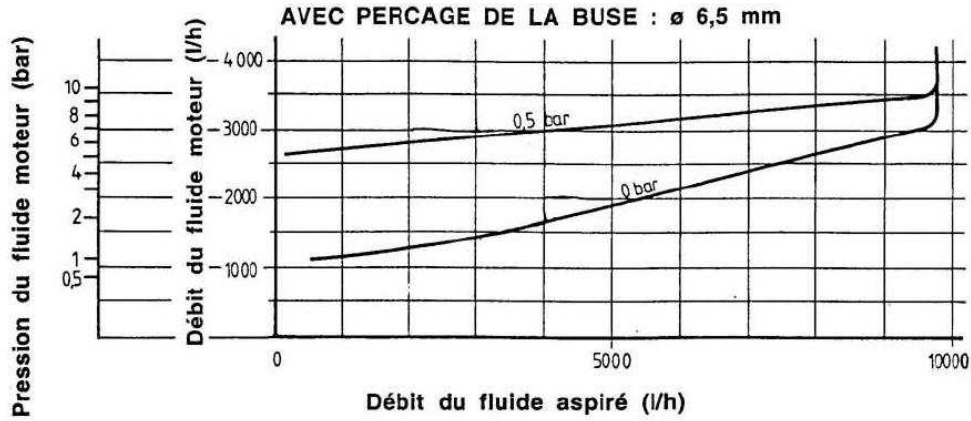
FLUIDE ASPIRE : EAU / AIR VACUUMED FLUID: WATER / AIR  
 WITH NOZZLE DRILLED BORE Ø 1.5 mm  
 Driving fluid pressure (bar)  
 Driving fluid flow-rate (L/h)  
 Back pressure (bar)  
 Vacuumed fluid flow rate (L/h)

VACUUMED FLUID: WATER / AIR

# SP 957 DN65

FLUIDE MOTEUR : EAU

FLUIDE ASPIRE : EAU



FLUIDE MOTEUR : EAU DRIVING FLUID: WATER  
 AVEC PERCAGE DE LA BUSE : Ø 1.5 mm  
 Pression du fluide moteur (bar)  
 Débit du fluide moteur (L/h)  
 Contre pression (bar)  
 Débit du fluide aspire (L/h)

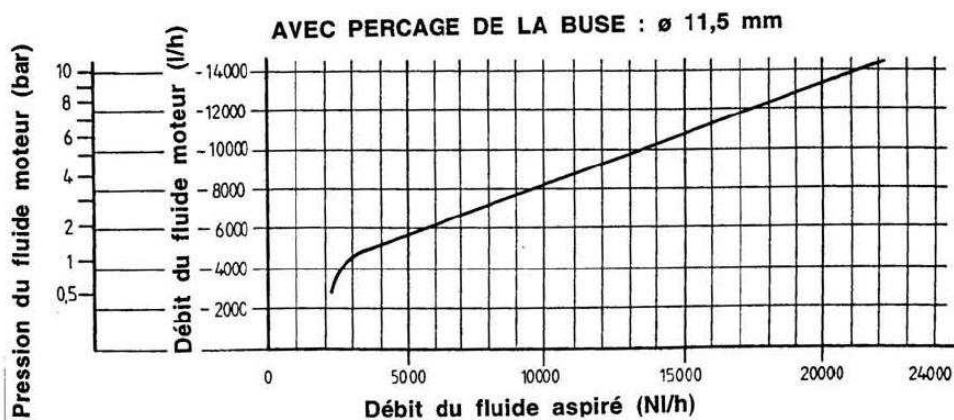
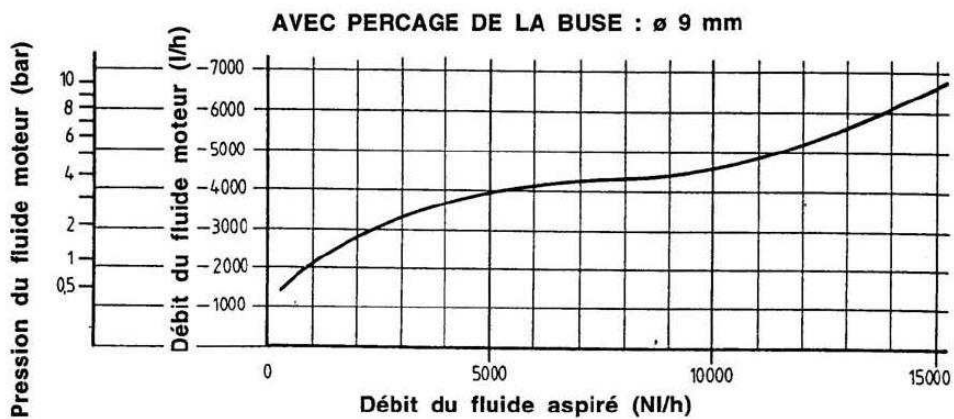
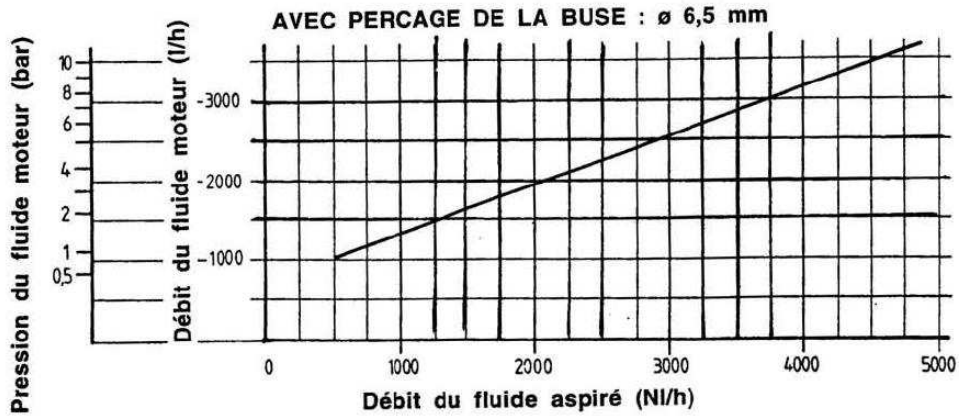
FLUIDE ASPIRE : EAU / AIR  
 WITH NOZZLE DRILLED BORE Ø 1.5 mm  
 Driving fluid pressure (bar)  
 Driving fluid flow-rate (L/h)  
 Back pressure (bar)  
 Vacuumed fluid flow rate ( L/h)

VACUUMED FLUID: WATER / AIR

# SP 957 DN65

FLUIDE MOTEUR : EAU

FLUIDE ASPIRE : AIR



FLUIDE MOTEUR : EAU DRIVING FLUID: WATER  
 AVEC PERCAGE DE LA BUSE : Ø 1.5 mm  
 Pression du fluide moteur (bar)  
 Débit du fluide moteur (L/h)  
 Contre pression (bar)  
 Débit du fluide aspire (L/h)

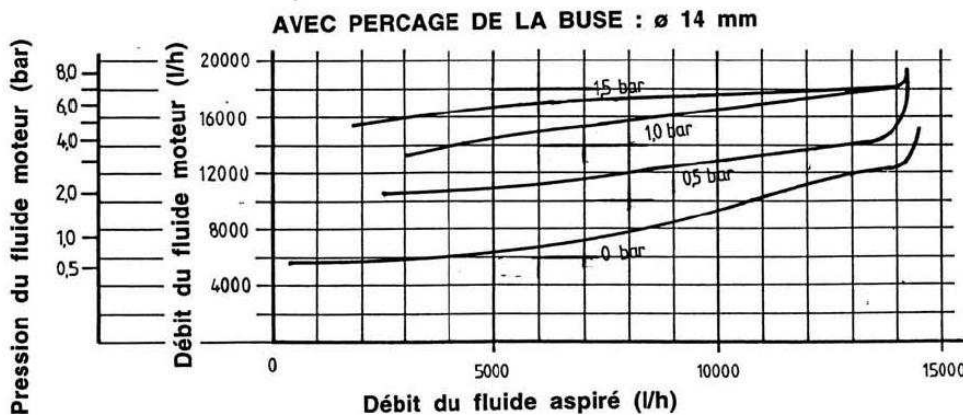
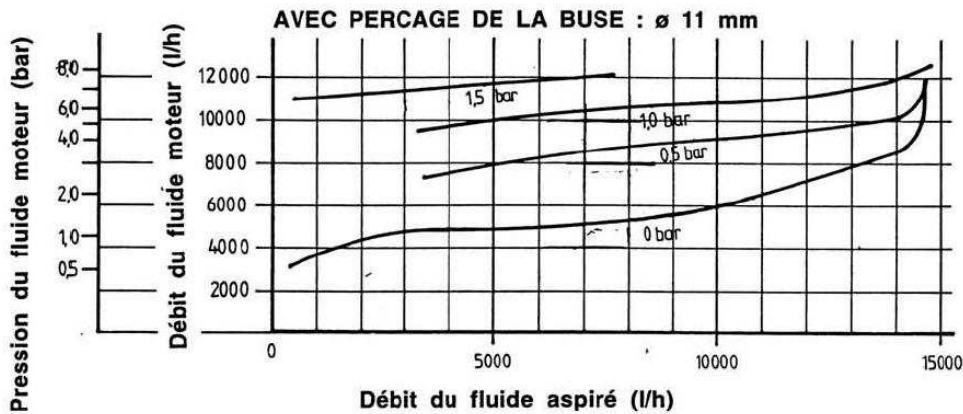
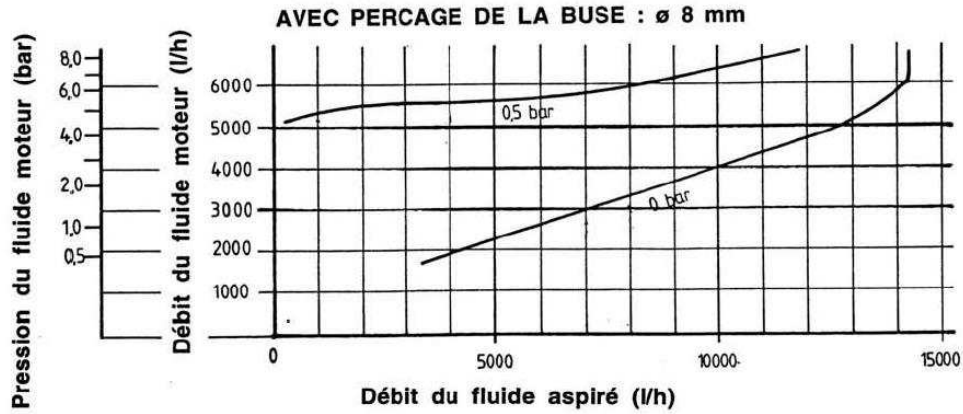
FLUIDE ASPIRE : EAU / AIR VACUUMED FLUID: WATER / AIR  
 WITH NOZZLE DRILLED BORE Ø 1.5 mm  
 Driving fluid pressure (bar)  
 Driving fluid flow-rate (L/h)  
 Back pressure (bar)  
 Vacuumed fluid flow rate (L/h)

VACUUMED FLUID: WATER / AIR

# SP 957 DN80

FLUIDE MOTEUR : EAU

FLUIDE ASPIRE : EAU



FLUIDE MOTEUR : EAU DRIVING FLUID: WATER  
 AVEC PERCAGE DE LA BUSE : Ø 1.5 mm  
 Pression du fluide moteur (bar)  
 Débit du fluide moteur (L/h)  
 Contre pression (bar)  
 Débit du fluide aspire (L/h)

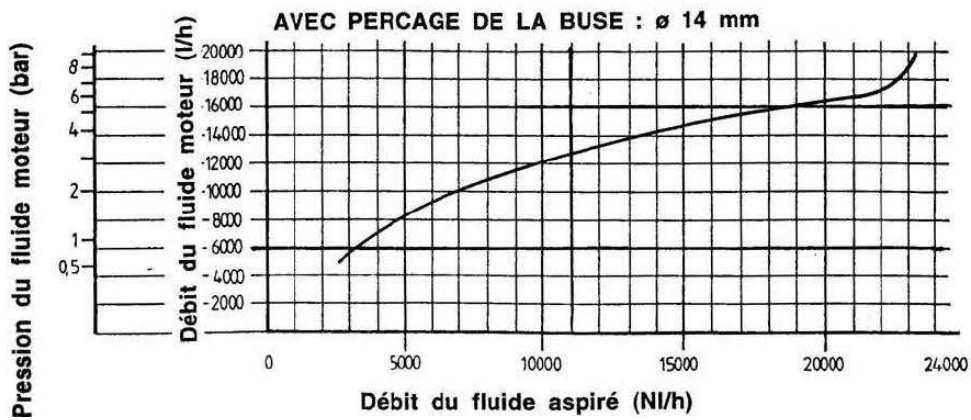
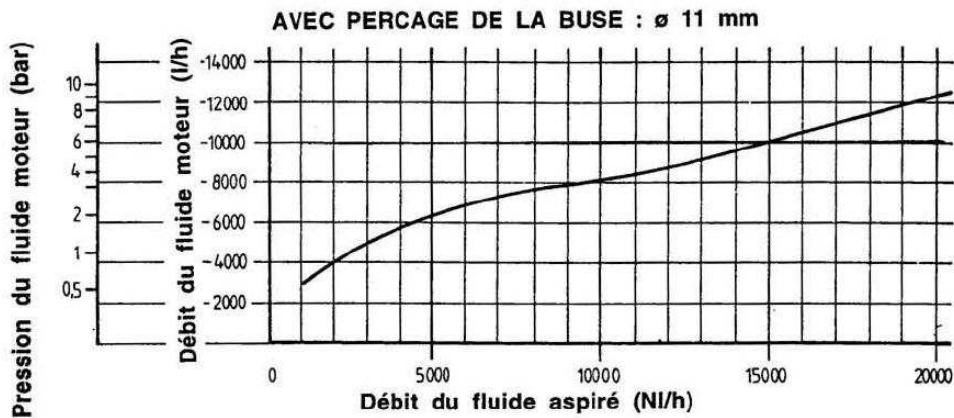
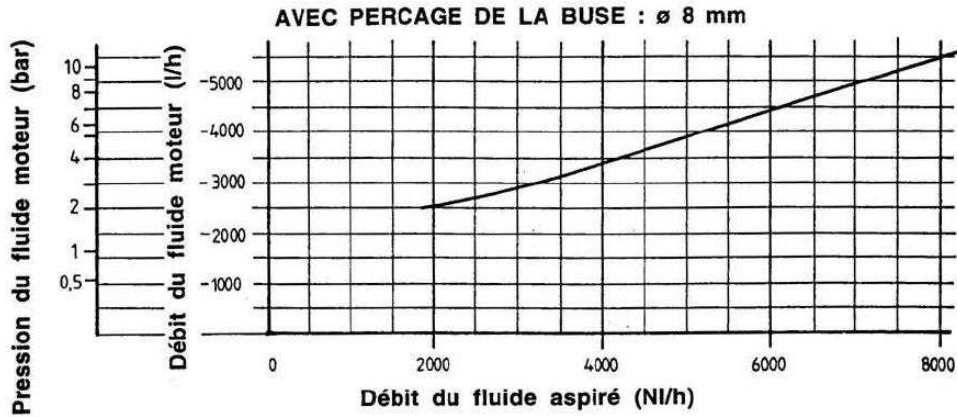
FLUIDE ASPIRE : EAU / AIR  
 WITH NOZZLE DRILLED BORE Ø 1.5 mm  
 Driving fluid pressure (bar)  
 Driving fluid flow-rate (L/h)  
 Back pressure (bar)  
 Vacuumed fluid flow rate ( L/h)

VACUUMED FLUID: WATER / AIR

# SP 957 DN80

FLUIDE MOTEUR : EAU

FLUIDE ASPIRE : AIR

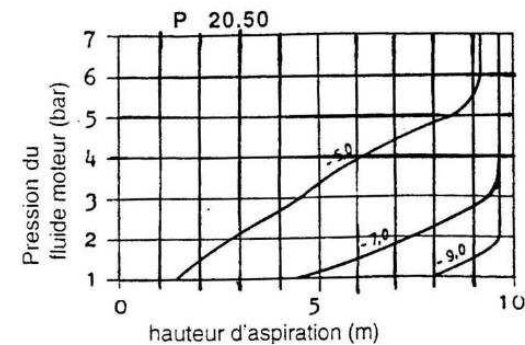
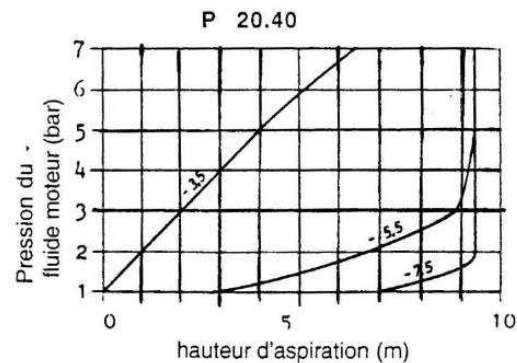
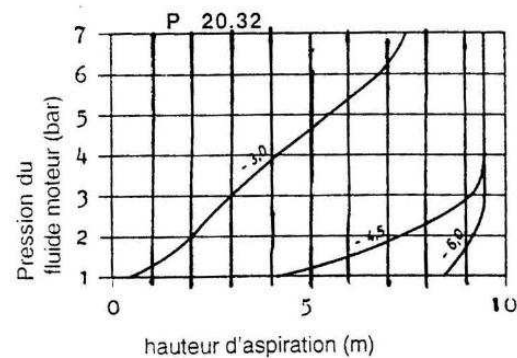
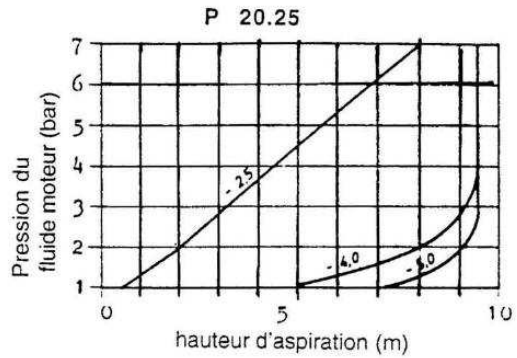
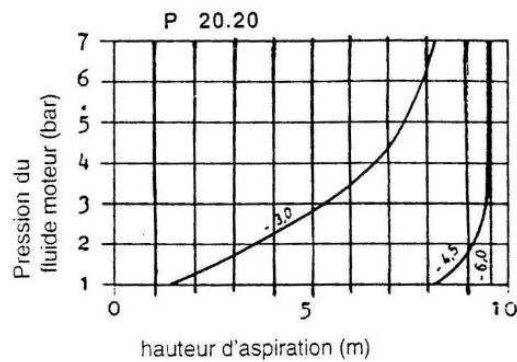
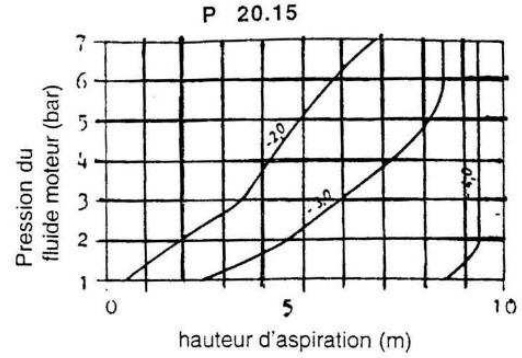
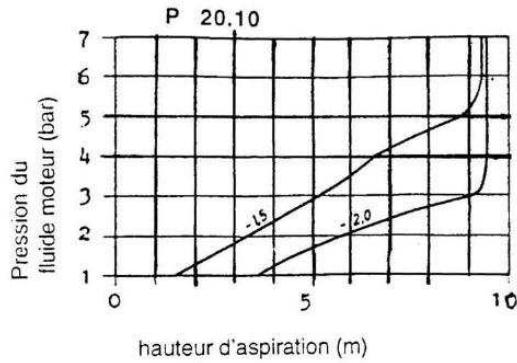


Hauteur d'aspiration (m)

**Vacuum height (m), maxima for SP 957 DN10 to DN 50**

The indication along the curve is the bore drilled diameter in mm

HAUTEUR MAXIMALE D'ASPIRATION POUR HYDRO-INJECTEUR SP 957 DN 10 ... DN 50

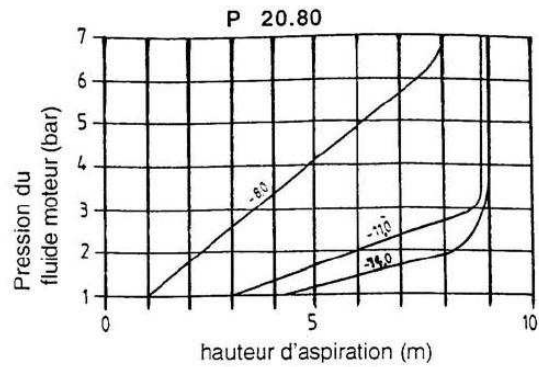
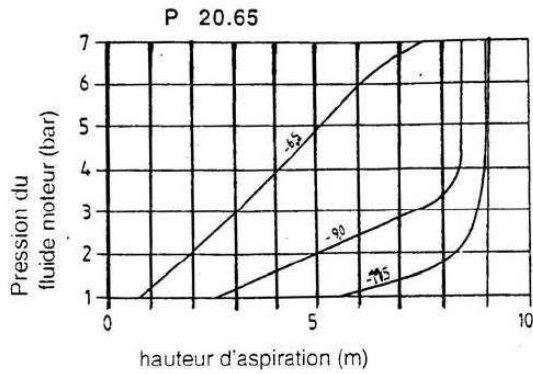


Hauteur d'aspiration (m)

# Vacuum height (m), maxima for SP 957 DN65 & DN80

The indication along the curve is the bore drilled diameter in mm

## HAUTEUR MAXIMALE D'ASPIRATION POUR HYDRO-INJECTEUR SP 957 DN 65 & DN 80



Le chiffre indiqué au niveau de chaque courbe est le diamètre de perçage de la buse.