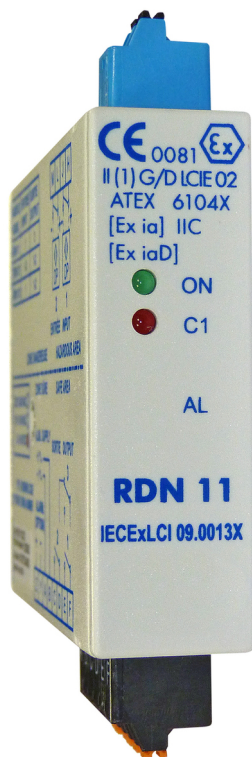


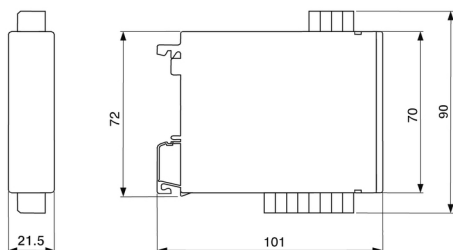
# Intrinsic safety relay

## RDN 11

- Intrinsic safety relay
- Galvanic insulation
- Protection for 1 contact or proximity sensor
- Change over relay output



CE 0081  II (1) G/D



### DESCRIPTION

RDN 11 is an intrinsic safety relay with galvanic insulation. It is designed to relay an ON/OFF signal from a contact or proximity sensor (DP) located in hazardous area to the safe area.

### TECHNICAL FEATURES

#### • Electric features

Mains supply	230 V AC $\pm 10\%$ (48 ... 62 Hz) 24 ... 48 V DC $\pm 10\%$ <i>Signaling: green LED on front panel</i>
Consumption	$\leq 4,5$ VA or 1.6 W

<b>Input signal</b>	<i>(From Hazardous area)</i> Potential free contact Or proximity sensor 2-wire (NAMUR standard) Impedance line: 1 k $\Omega$ max.
---------------------	--

<b>Output signal</b>	<i>(To safe area)</i>
Contact output	Voltage free output max.: 250 V; 5 A; 100 VA
Response time	$\leq 20$ ms
Switching frequency	10 Hz max. <i>Signaling: Red LED on front panel (when relay is actuated)</i>

Galvanic insulation	Input/ Output/ Mains supply: 2500 V AC; 50 Hz
---------------------	---

#### • MECHANICAL FEATURES

Installation	In safe area
Case	ABS case
Mass	200 g
Storage temperature	-25 ... +70 °C
Operating temperature	-20 ... +60 °C
Relative humidity	5 ... 95 %HR, no condensing
Connections	Plug-in clamp terminals
Mounting	DIN rail EN 50022
Set up	Input and function by DIP switches

### AGREEMENTS

<b>CE Conformity</b>	<b>The device meets the legal requirements of the current European Directives.</b>
CEM	EN/CEI 61326 & EN/CEI 61000-6-2
DBT	EN/CEI 61010-1
Intrinsic safety	EN/CEI 60079-0; EN/CEI 60079-11 [Ex ia] I or [Ex ia] IIC or [Ex ia] IIB [Ex iaD] I or [Ex iaD] IIC or [Ex iaD] IIB
Safety Ex nA	EN 60079-0 ; EN 60079-15
Certificate ATEX	LCIE 02 ATEX 6104X - INERIS 14 ATEX 3015X
Certificate IECEX	IECEX LCI 09.0013X
Classification SIL	SIL 2 according CEI 61508

**BAMO** INTERNATIONAL

22, Rue de la Voie des Bans · Z.I. de la gare · 95100 ARGENTEUIL

Tel +33 (0)1 30 25 83 20 Web [www.bamo.eu](http://www.bamo.eu)

Fax +33 (0)1 34 10 16 05 E-mail [export@bamo.fr](mailto:export@bamo.fr)

Intrinsic safety relay  
**RDN 11**

20-06-2018

D-251.01-EN-AB

RE

251-01 /1

## CODE NUMBERS AND REFERENCES

Code	Reference	Description
251 011C	RDN 11 / 230 V AC	Relay for voltage free contact or proximity sensor 2-wire (NAMUR, ATEX)
251 012	RDN 11 / 24 ... 48 V DC	Relay for voltage free contact or proximity sensor 2-wire (NAMUR, ATEX)

## COMMISSIONING

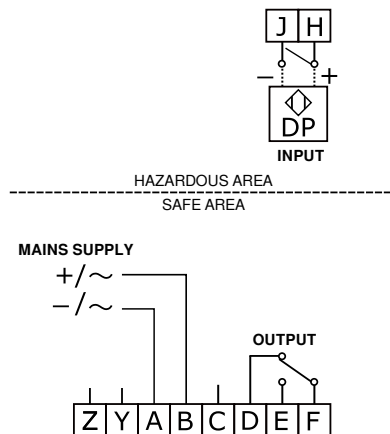
- DIP A1: To select the input type, DP (proximity sensor) or switch (voltage free contact)
- DIP B1: To set up the logic function of the output.

DIPs are reached through the vent grid (opposite side of the wiring drawing)

A1	Input type	B1	Relay logic
	Proximity sensor		DP non activated >> Relay ON DP activated >> Relay OFF
	Proximity sensor		DP non activated >> Relay OFF DP activated >> Relay ON
	Contact		Switch ON >> Relay ON Switch OFF >> Relay OFF
	Contact		Switch ON >> Relay OFF Switch OFF >> Relay ON

From factory default configuration is: DIP A1 for "contact input" and DIP B1 for "Contact ON >> Relay ON".

## ELECTRIC CONNECTIONS



**BAMO** INTERNATIONAL

22, Rue de la Voie des Bans · Z.I. de la gare · 95100 ARGENTEUIL  
Tel +33 (0)1 30 25 83 20 Web [www.bamo.eu](http://www.bamo.eu)  
Fax +33 (0)1 34 10 16 05 E-mail [export@bamo.fr](mailto:export@bamo.fr)

Intrinsic safety relay  
**RDN 11**

20-06-2018

D-251.01-EN-AB

RE

251-01/2