

Float level controller NIVOSTOP SG2



- Vertical installation from the top of tank
- Integrated counterweight
- Changeover contact for 1 mA ... 3 A
- For liquid density $\geq 1 \text{ kg/dm}^3$
- Convenient for liquids with solid particles

APPLICATIONS

Level limit value or level control in:

- Sewage and lifting plants
- Pumping station
- Septic tanks

DESCRIPTION

The float switch with integrated counterweight is freely suspended down to the desired level. When the fluid level rises or falls, the position of the float changes; The counterweight keeps the device at a correct detection depth. The float tilts upwards as the liquid level rises (see picture), then the built-in microswitch commutes.

No mounting bracket or a separate adjustment weight is necessary for this. With the integrated counterweight, NIVOSTOP SG2 is less sensitive to turbulences.

TECHNICAL FEATURES

Detection loop 4V...250V AC; 4V...30V DC

Important

For voltage > 50 V, the container or the liquid must be connected to electric ground.

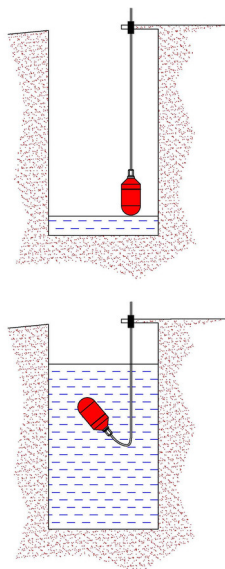
Switching power 1 mA ... 3 A

Please note!

The float switch is designed for an application with 1mA...3A at 4...250V. However, the switch may only be used in one and same type of circuit during its entire period of use.

| | |
|------------------------------|---|
| Contact | Microswitch, gold contact, potential free changeover contact |
| Temperature limits | +1 ... +60 °C |
| Fluid density | $\rho \geq 1 \text{ kg/dm}^3$ |
| Immersion depth limit | 30 m |
| Materials | Float and cable gland: polyethylene (HDPE) Seal: TPR |
| Cable | TPK |
| Protection | IP 68 |
| Chemical resistance of cable | TPK is convenient for water, solutions with low-concentration of alkalis or acids |

EC Conformity: The instrument meets the legal requirements of the current European Directives.



BAMO INTERNATIONAL

22, Rue de la Voie des Bans · Z.I. de la gare · 95100 ARGENTEUIL

Tel +33 (0)1 30 25 83 20 Web www.bamo.eu

Fax +33 (0)1 34 10 16 05 E-mail export@bamo.fr

Float level controller
NIVOSTOP SG2

27-01-2022

D-520.03-EN-AG

LEV

520-03/1

CODE NUMBERS AND REFERENCES

| Code | Description | Cable type | Cable length |
|---------|------------------------|-------------------------------|-----------------------|
| 520 821 | NIVOSTOP SG2 8 L= 5m | TPK, 3 x 0.75 mm ² | 5m |
| 520 826 | NIVOSTOP SG2 8 L= 10m | TPK, 3 x 0.75 mm ² | 10m |
| 520 829 | NIVOSTOP SG2 8 L= ...m | TPK, 3 x 0.75 mm ² | Over 10 m: On request |
| 520 917 | Ring cable fastener | | |
| 520 919 | Clamp cable fastener | | |

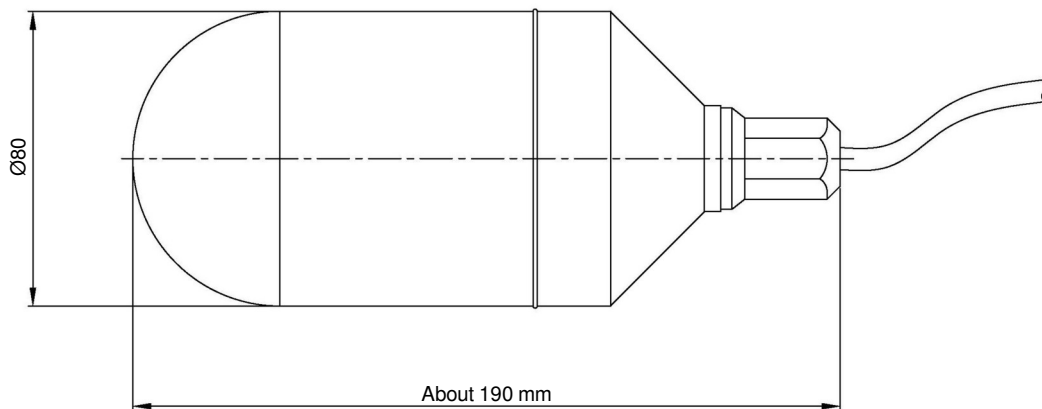


520 917 Ring cable fastener



520 919 Clamp cable fastener

DIMENSIONS



BAMO INTERNATIONAL

22, Rue de la Voie des Bans · Z.I. de la gare · 95100 ARGENTEUIL

Tel +33 (0)1 30 25 83 20 Web www.bamo.eu

Fax +33 (0)1 34 10 16 05 E-mail export@bamo.fr

Float level controller
NIVOSTOP SG2

LEV

520-03/2

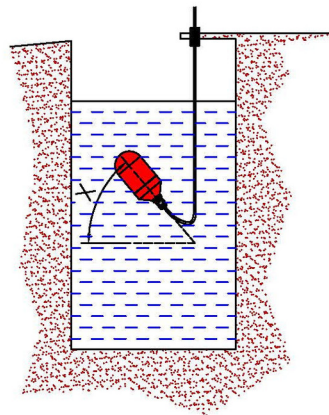
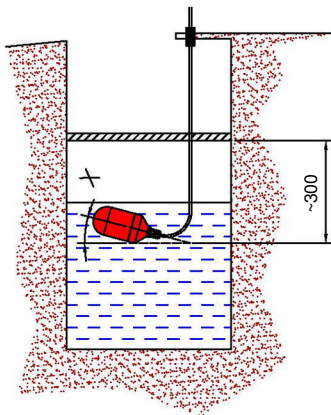
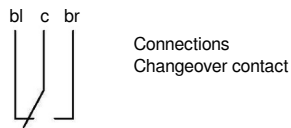
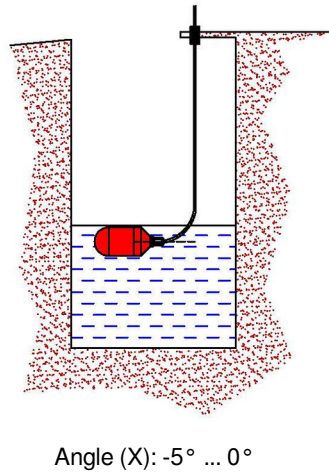
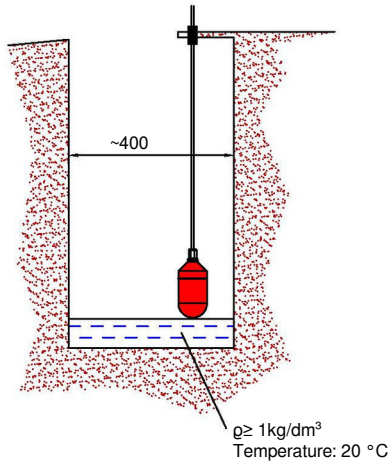
27-01-2022

D-520.03-EN-AG

INSTALLATION INSTRUCTION / CONTACT POSITION / SWITCHII

Important

- Install at a minimum distance of 40 cm from walls, obstacles
- Respect a minimum distance of 30cm between horizontal float position and top wall of tank or manhole cover
- Note the status of the changeover contact according to the float position (below)
- Take into account a switching hysteresis of about 15°
- The temperature and the density influence the floating level.



Wire colours:

| | | |
|----|--|----------------|
| bl | | Blue |
| c | | Black (common) |
| br | | Brown |

BAMO INTERNATIONAL

22, Rue de la Voie des Bans · Z.I. de la gare · 95100 ARGENTEUIL

Tel +33 (0)1 30 25 83 20 Web www.bamo.eu

Fax +33 (0)1 34 10 16 05 E-mail export@bamo.fr

Float level controller NIVOSTOP SG2

27-01-2022

D-520.03-EN-AG

LEV

520-03/3